

HONGKONG.

REPORT OF THE HARBOUR MASTER FOR THE YEAR 1905.

*Laid before the Legislative Council by Command of
His Excellency the Governor.*

HARBOUR DEPARTMENT,
HONGKONG, 28th February, 1906.

CONTENTS.

- | | |
|--------------------------|---|
| 1. Shipping. | 7. Marine Magistrate's Court. |
| 2. Trade. | 8. Marine Court. |
| 3. Revenue. | 9. Examination of Masters, Mates and Engineers. |
| 4. Steam-launches. | 10. Examination of Pilots. |
| 5. Emigration. | 11. Sunday Working Cargo. |
| 6. Registry of Shipping. | 12. New Territory. |

TABLES.

- I. Number, Tonnage, Crews and Cargoes of Vessels *entered*.
- II. Number, Tonnage, Crews and Cargoes of Vessels *cleared*.
- III. Number, Tonnage, Crews and Cargoes of Vessels *entered* at each Port.
- IV. Number, Tonnage, Crews and Cargoes of Vessels *cleared* at each Port.
- V. Number, Tonnage, Crews and Cargoes of Vessels of each Nation *entered*.
- VI. Number, Tonnage, Crews and Cargoes of Vessels of each Nation *cleared*.
- VII. Junks *entered* from China and Macao.
- VIII. Junks *cleared* for China and Macao.
- IX. Total number of Junks *entered* at each Port.
- X. Total number of Junks *cleared* at each Port.
- XI. Junks (local trade) *entered*.
- XII. Junks (local trade) *cleared*.
- XIII. Summary of arrivals and departures of all vessels.
- XIV. Statement of Revenue collected.
- XV. Licensed Steam-launches *entered*.
- XVI. Licensed Steam-launches *cleared*.
- XVII. Chinese Passenger Ships *cleared* by the Emigration Officer (Summary).
- XVIII. Vessels bringing Chinese Passengers to Hongkong from places out of China (Summary).
- XIX. Vessels registered.
- XX. Vessels struck off the Register.
- XXI. Marine Magistrate's Court.
- XXII. Diagram of Tonnage of Vessels *entered*.

APPENDICES.

- A. Report on Mercantile Marine Office.
- B. Report on Import and Export Office.
- C. Report on Marine Surveyor's Office.
- D. Report on Gunpowder Depot.
- E. Report on Lighthouses.

1.—SHIPPING.

The total Tonnage entering and clearing at Ports of the Colony during the year 1905 amounted to 34,185,091 tons, being an increase, compared with 1904, of 622,305 tons, and the highest tonnage yet recorded.

There were 227,909 arrivals of 17,142,393 tons, and 224,849 departures of 17,042,698 tons.

Of British Ocean-going vessels 3,839,050 tons entered, and 3,833,274 tons cleared.

Of Foreign Ocean-going vessels 2,917,550 tons entered, and 2,903,235 tons cleared.

Of British River steamers 2,776,982 tons entered, and 2,777,040 tons cleared.

Of Foreign River steamers 329,743 tons entered, and 329,854 tons cleared.

Of Steamships under 60 tons trading to Ports outside the waters of the Colony 35,724 tons entered, and 35,724 tons cleared.*

Of Junks in Foreign Trade 1,428,966 tons entered, and 1,446,474 tons cleared.

Of Steamships under 60 tons plying within the waters of the Colony 4,622,661 tons entered, and 4,546,651 tons cleared.*†

Of Junks in Local Trade 1,191,717 tons entered and 1,170,446 tons cleared.

Thus:—

| | |
|---|--------------|
| British Ocean-going vessels represented | 22.4 % |
| Foreign Ocean-going vessels represented | 17.0 % |
| British River steamers represented | 16.2 % |
| Foreign River steamers represented | 2.0 % |
| Steamships under 60 tons, Foreign Trade, represented..... | 0.2 % |
| Junks in Foreign Trade represented | 8.4 % |
| Steamships under 60 tons, Local Trade, represented | 26.8 % |
| Junks in Local Trade represented | 7.0 % |
| | <u>100.0</u> |

2. Eight thousand one hundred and thirty-three (8,133) steamers, 22 sailing ships, and 900 steamships under 60 tons in foreign trade, entered during the year, giving a daily average entry of 24.81, as compared with 23.25 in 1904. If the figures for foreign trade Junks are added, the daily average would be 70.5, as against 70 in 1904.

3. A comparison between the years 1904 and 1905 is given in the following table:—

| | 1904. | | 1905. | | Increase. | | Decrease. | |
|--|----------|-------------|----------|-------------|-----------|-----------|-----------|----------|
| | Ships. | Tonnage. | Ships. | Tonnage. | Ships. | Tonnage. | Ships. | Tonnage. |
| British Ocean-going, | 4,318 | 7,708,734 | 3,935 | 7,672,324 | ... | ... | 323 | 36,410 |
| Foreign Ocean-going, | 3,696 | 5,350,847 | 3,845 | 5,820,785 | 149 | 469,938 | ... | ... |
| British River Steamers, | 5,872 | 5,697,360 | 7,488 | 5,554,022 | 1,616 | ... | ... | 143,338 |
| Foreign River Steamers, | 1,036 | 470,371 | 975 | 659,597 | ... | 189,226 | 61 | ... |
| Ships under 60 tons (Foreign Trade), | 2,054 | 105,734 | 1,800 | 71,448 | ... | ... | 254 | 34,336 |
| Junks in Foreign Trade, | 36,251 | 3,072,270 | 33,475 | 2,875,440 | ... | ... | 2,776 | 196,830 |
| Total, | 53,227 | 22,405,366 | 51,578 | 22,653,616 | 1,765 | 659,164 | 3,414 | 410,914 |
| Steam launches plying in the Colony, | 307,502 | 8,808,744 | 337,913 | 9,169,312 | 30,411 | 360,568 | ... | ... |
| Junks in Local Trade, | * 62,965 | * 2,348,676 | † 63,267 | † 2,362,163 | 302 | 13,487 | ... | ... |
| Grand Total, | 423,694 | 33,562,736 | 452,758 | 34,185,091 | 32,478 | 1,033,219 | 3,414 | 410,914 |
| NET, | | | | | 29,064 | 622,305 | ... | ... |

* Including 32,424 Conservancy and Dust Boats of 1,176,625 tons.

† Including 32,424 Conservancy and Dust Boats of 1,176,625 tons.

* These figures do not include private Steam-launches.

† These figures are incomplete, as the "Star" Ferry Company's craft are not included, the Company stating that no record is kept of the number of trips made, or passengers carried, by their vessels.

4. For Ocean vessels under the British Flag, this Table shows a decrease of 320 ships of 36,410 tons. This decrease loses any significance it may at first sight appear to possess when viewed in conjunction with my report for 1904, where an increase appears of 352 ships of 930,300 tons, which is shown to be practically due to special circumstances connected with the late war. These special circumstances being removed with the advent of the Baltic Fleet in Far Eastern waters in April, 1905, the shipping tended to return to its normal state, and we are left with a net increase over the figures for 1903 (neglecting those for 1904) of 32 ships of 893,890 tons. This seems to show a continuance of the general increase in size of British ships trading to the Far East.

In British River Steamers there is an increase shown of 1,616 ships, which is due to the additional small steamers put on to the West River run, and to two small craft plying between here and Mirs Bay, which have been treated as River steamers, though they do not strictly satisfy the definition. The decrease in tonnage, of 143,338 tons, is accounted for by the fact that three moderate sized vessels were taken off the run early in the year, and much smaller craft substituted.

For Foreign Ocean Vessels an increase of 149 ships of 469,938 tons is shown. Here, again, reference to my 1904 report is necessary in order to properly appreciate the significance of the figures. During that year, on account of the war, there was the enormous decrease, of 1,149 ships of 1,910,589 tons, of which Japanese shipping accounted for 834 ships of 1,809,000 tons. The causes militating against the employment of Japanese ships were not removed until late in 1905, indeed, they are not completely removed even now, so that the increase now shown is but the partial restoration to normal conditions, and should really be read as a net decrease, on the figures for 1903, of 1,000 ships of 1,440,951 tons.

In Foreign River Steamers the decrease of 61 ships is due to the fact that two small Chinese vessels have become British, and the increase in tonnage to the more frequent running of two moderate sized French Steamers.

The remaining increases and decreases do not present any points of importance, with the exception of the large increase in Steam-launches plying within the waters of the Colony, which affords good evidence of the enhanced internal traffic in the Colony.

5. The actual number of ships of European construction (exclusive of River Steamers and Steam-launches) entering during the year was 889, being 506 British and 383 Foreign.

These 889 ships entered 3,926 times and gave a total tonnage of 6,756,600 tons. Thus, compared with 1904, 4 more ships entered 81 less times, and gave a collective tonnage increased by 212,890 tons.

| Flag. | Steamers. | | No. of Times entered. | | Total Tonnage. | |
|----------------------|------------|------------|-----------------------|--------------|------------------|------------------|
| | 1904. | 1905. | 1904. | 1905. | 1904. | 1905. |
| British, | 498 | 490 | 2,151 | 1,983 | 3,843,355 | 3,806,792 |
| Austrian, | 13 | 10 | 32 | 26 | 102,349 | 88,326 |
| Belgian, | 1 | 1 | 1 | 1 | 2,047 | 1,794 |
| Chinese, | 15 | 14 | 180 | 165 | 241,085 | 214,720 |
| Danish, | 4 | 7 | 13 | 18 | 26,817 | 24,206 |
| Dutch, | 9 | 10 | 44 | 35 | 84,379 | 77,205 |
| French, | 36 | 39 | 238 | 207 | 234,977 | 288,911 |
| German, | 147 | 163 | 861 | 887 | 1,268,835 | 1,394,255 |
| Italian, | 6 | 8 | 20 | 56 | 38,212 | 51,492 |
| Japanese, | 30 | 10 | 51 | 29 | 114,951 | 34,573 |
| Norwegian, | 60 | 85 | 253 | 346 | 276,211 | 381,479 |
| Portuguese, | 4 | 5 | 53 | 69 | 12,167 | 11,800 |
| Russian, | 5 | 1 | 5 | 1 | 14,578 | 2,903 |
| Spanish, | 2 | ... | 2 | ... | 6,017 | ... |
| Swedish, | 4 | 2 | 12 | 19 | 8,582 | 20,210 |
| United States, | 24 | 22 | 64 | 62 | 232,857 | 314,101 |
| No Flag, | 1 | ... | 1 | ... | 2,500 | ... |
| Total, | 859 | 867 | 3,981 | 3,904 | 6,509,919 | 6,712,767 |

| Flag. | Sailing Vessels. | | No. of Times entered. | | Total Tonnage. | |
|----------------------|------------------|-----------|-----------------------|-----------|----------------|---------------|
| | 1904. | 1905. | 1904. | 1905. | 1904. | 1905. |
| British, | 11 | 16 | 11 | 16 | 19,447 | 32,258 |
| Dutch, | 1 | ... | 1 | ... | 84 | ... |
| French, | 2 | ... | 2 | ... | 3,444 | ... |
| German, | 1 | 1 | 1 | 1 | 47 | 2,193 |
| Italian, | 2 | ... | 2 | ... | 994 | ... |
| Norwegian, | 2 | 1 | 2 | 1 | 3,651 | 1,199 |
| Sarawak, | 1 | ... | 2 | ... | 1,338 | ... |
| United States, | 4 | 4 | 4 | 4 | 2,867 | 8,183 |
| No Flag, | 1 | ... | 1 | ... | 919 | ... |
| Total, | 25 | 22 | 26 | 22 | 32,791 | 43,833 |

6. The 506 British Vessels carried 3,793 British Officers and 30 Foreign Officers, as follows:—

| | |
|----------------------|--------------|
| British, | 3,793 |
| Dutch, | 2 |
| Norwegian, | 1 |
| Swedish, | 1 |
| United States, | 26 |
| Total, | 3,823 |

Thus, the proportion of Foreign Officers serving in British Vessels was 0.99%, comprising 4 nationalities. A decrease of 0.08%, with an increase in number of Officers borne, in a slightly decreased number of vessels.

The 383 Foreign vessels carried 2,895 Officers, of whom 119 were British, as follows:—

| | |
|-------------------------------|------------|
| In Chinese vessels, | 80 |
| „ French „ | 2 |
| „ Japanese „ | 8 |
| „ United States vessels | 29 |
| Total, | 119 |

Thus, 4.11% of the Officers serving in Foreign Vessels visiting the Port were of British nationality. A decrease of 2.51%, with a decrease in number of ships and of Officers borne therein.

7. The 506 British Vessels carried, as crews, 30,983 British, 2,818 other Europeans, and 108,032 Asiatics; while the 383 Foreign vessels carried 1,219 British, 42,553 other Europeans, and 78,226 Asiatics.

Hence, in British Vessels :—

21.8% of the crews were British.
 1.9% " " Other Europeans.
 76.3% " " Asiatics.

And in Foreign Vessels :—

1.0% of the crews were British.
 34.9% " " Other Europeans.
 64.1% " " Asiatics.

This shows a growing tendency, when compared with previous years, for vessels to employ their own nationals to the exclusion of Asiatics and other Europeans.

2.—TRADE.

8. My opening remarks under this heading in my report for 1904 are as applicable now as then. The inaccuracy of these cargo returns is strikingly exemplified in the enormous increase shown in the import of sugar, which amounts to 106,091 tons, or an increase of 51.5%. From enquiries made, it appears that no such abnormal increase has taken place, and the explanation of the discrepancy is that the sugar returns, since the passing of the Sugar Convention Ordinance and the regulations made thereunder in June, 1905, (a period of only six months), have, perforce, been accurate, so that, apparently, double this amount of sugar has, in previous years, if reported at all, been reported as "General."

9. Under the heading Imports there appears a decrease of 280,888 tons, or 6.7%. Though the general tendency is towards decrease in most of the items, there are substantial increases reported in Cotton, Hemp, and General Cargo, of 70.2%, 38.2%, and 1.9%, respectively, but it is difficult to say if these are genuine increases or no. Prominent among the decreases are :—

Coal, 68,467 tons, or 5.9%. This is probably due to the cessation of maritime warlike operations.

Flour, 61,413 tons, or 52.9%. This appears to be due solely to the "boycott" of United States' goods.

Bulk Kerosene, 13,554 tons, or 23.8%. It seems that this is merely due to the fact that large cargoes which in previous years would have been landed here, have been carried on to other ports in the same bottoms, and hence come under the heading "Transit".

Case Kerosene, 26,186 tons, or 26%. This reduction, again, may be ascribed to the "boycott."

Liquid Fuel, 8,877 tons, or 91%. There would appear to be little demand here for this form of bunkering, hence this decrease.

Rice, 257,168 tons, or 31.2%. This, though a decrease on the figures for 1904, appears to represent merely a return to normal conditions after the enormous rice trade to the North during the earlier stages of the war.

10. An increase is reported of 263,492 tons in Transit Cargo.

11. The reports show a decrease of 262,160 tons in Export Cargo.

12. The total reported Import trade of the Port for 1905 amounted to 25,764 vessels of 11,328,015 tons, carrying 7,830,424 tons of cargo of which 4,415,006 tons were discharged at Hongkong. This does not include the number, tonnage, or cargo carried by vessels in Local Trade.

| COUNTRY. | SHIPS. | TONS. | CARGO. | |
|-----------------------------------|---------------|-------------------|------------------|------------------|
| | | | IMPORT. | TRANSIT. |
| CLASS I. | | | | |
| Canada,..... | 27 | 78,014 | 8,242 | ... |
| Continent of Europe, | 113 | 348,726 | 85,539 | 307,995 |
| Great Britain, | 214 | 595,753 | 225,440 | 879,872 |
| Mauritius,..... | 2 | 1,818 | 2,600 | ... |
| North America,..... | 1 | 2,247 | ... | ... |
| South Africa, | 6 | 21,029 | ... | ... |
| South America, | 5 | 11,164 | 260 | ... |
| United States of America, ... | 120 | 484,467 | 177,914 | 164,051 |
| | 488 | 1,543,218 | 499,995 | 1,351,918 |
| CLASS II. | | | | |
| Australia and New Zealand, .. | 49 | 96,135 | 53,524 | 46,368 |
| India and Straits Settlements, .. | 277 | 641,991 | 438,968 | 411,693 |
| Japan, | 429 | 1,074,794 | 863,891 | 310,211 |
| Java and Indian Archipelago, .. | 140 | 234,611 | 303,848 | 115,017 |
| North Pacific, | 2 | 4,671 | ... | 5,740 |
| Russia-in-Asia,..... | 1 | 1,311 | 200 | ... |
| | 898 | 2,053,513 | 1,660,431 | 889,029 |
| CLASS III. | | | | |
| North Borneo, | 28 | 39,033 | 41,058 | 2,743 |
| Coast of China, | 1,453 | 2,017,179 | 464,596 | 1,030,768 |
| Cochin-China, | 181 | 219,989 | 236,212 | 77,546 |
| Formosa, | 58 | 54,321 | 10,347 | 5,000 |
| Philippine Islands, | 230 | 307,506 | 100,235 | 17,822 |
| Hainan and Gulf of Tonkin, .. | 237 | 219,269 | 162,184 | 1,600 |
| Siam,..... | 255 | 274,561 | 391,423 | 38,316 |
| Kwong-chow-wan, | 57 | 14,100 | 4,615 | 266 |
| Tsingtán, | 1 | 822 | 800 | ... |
| Weihaiwei, | 3 | 4,562 | 280 | 280 |
| Macao, | 37 | 8,527 | 3,150 | 130 |
| | 2,540 | 3,159,869 | 1,414,900 | 1,174,471 |
| CLASS IV. | | | | |
| River Steamers, | 4,229 | 3,106,725 | 294,425 | ... |
| CLASS V. | | | | |
| Steam-ships under 60 tons, .. | 900 | 35,724 | 1,733 | ... |
| CLASS VI. | | | | |
| Junks, | 16,709 | 1,428,966 | 543,522 | ... |
| TOTAL, | 25,764 | 11,328,015 | 4,415,006 | 3,415,418 |

13. Similarly, the Export trade of the Port was represented by 25,814 vessels of 11,325,601 tons, carrying 3,011,305 tons of cargo, and shipping 651,523 tons of Bunker Coal.

| COUNTRY. | SHIPS. | TONS. | CARGO. | |
|-----------------------------------|---------------|-------------------|------------------|----------------|
| | | | Export. | Bunker Coal. |
| CLASS I. | | | | |
| Canada, | 49 | 232,631 | 92,167 | ... |
| Continent of Europe, | 23 | 83,003 | 11,173 | 5,180 |
| Great Britain, | 66 | 225,677 | 73,957 | 2,665 |
| Mauritius, | 1 | 966 | 800 | 730 |
| North America, | ... | ... | ... | ... |
| South Africa, | 5 | 15,960 | 3,609 | 1,787 |
| South America, | 2 | 4,494 | 35 | 4,000 |
| United States of America, ... | 46 | 147,813 | 69,402 | 1,050 |
| | 192 | 710,594 | 251,134 | 15,412 |
| CLASS II. | | | | |
| Australia and New Zealand, .. | 33 | 74,636 | 7,606 | 7,930 |
| India and Straits Settlements, .. | 327 | 826,986 | 264,370 | 61,529 |
| Japan, | 438 | 986,584 | 305,428 | 52,961 |
| Java and Indian Archipelago, .. | 97 | 202,716 | 39,367 | 15,799 |
| North Pacific, | ... | ... | ... | ... |
| Russia-in-Asia, | 5 | 6,202 | ... | 1,330 |
| South Pacific, | 18 | 30,842 | 3,283 | 3,193 |
| | 918 | 2,127,966 | 620,054 | 142,742 |
| CLASS III. | | | | |
| Kwong-chow-wan, | 127 | 42,683 | 14,546 | 9,419 |
| North Borneo, | 13 | 17,991 | 2,814 | 4,410 |
| Coast of China, | 1,752 | 2,781,197 | 913,921 | 258,205 |
| Cochin-China, | 278 | 348,193 | 64,539 | 58,638 |
| Formosa, | 35 | 38,348 | 16,023 | 2,780 |
| Hainan and Gulf of Tonkin, ... | 135 | 96,612 | 50,420 | 17,621 |
| Kiaochow, | 7 | 12,442 | 4,100 | 820 |
| Macao, | 89 | 67,325 | 2,631 | 651 |
| Philippine Islands, | 218 | 328,094 | 157,171 | 41,730 |
| Siam, | 149 | 173,937 | 32,199 | 38,941 |
| Weihaiwei, | 1 | 1,127 | 1,500 | 165 |
| | 2,804 | 3,897,949 | 1,259,864 | 433,380 |
| CLASS IV. | | | | |
| River Steamers, | 4,234 | 3,106,894 | 212,649 | 57,535 |
| CLASS V. | | | | |
| Steamships under 60 tons, ... | 900 | 35,724 | 2,500 | 2,454 |
| CLASS VI. | | | | |
| Junks, | 16,766 | 1,446,474 | 665,104 | ... |
| TOTAL, | 25,814 | 11,325,601 | 3,011,305 | 651,523 |

14. During the year 1905, 16,303 vessels of European construction of 19,706,728 tons (net register), reported having carried 10,277,939 tons of cargo, as follows :-

| | |
|---------------------------|------------------|
| Import Cargo | 3,869,751 tons. |
| Export ,, | 2,343,701 ,, |
| Transit ,, | 3,415,418 ,, |
| Bunker Coal shipped | 649,069 ,, |
| | <hr/> |
| | 10,277,939 tons. |
| | <hr/> |

The total number of tons carried was, therefore, 52.15% of the total net register tonnage, (or 71.24% exclusive of River Steamers), and was apportioned as follows:—

Imports.

| | | |
|----------------------------------|-----------|-----------|
| British Ocean-going Ships, | 1,952,778 | |
| Foreign " " " | 1,622,548 | |
| British River Steamers, | 249,449 | |
| Foreign " " " | 44,976 | |
| | | 3,869,751 |

Exports.

| | | |
|----------------------------------|-----------|-----------|
| British Ocean-going Ships, | 1,221,530 | |
| Foreign " " " | 909,522 | |
| British River Steamers, | 179,051 | |
| Foreign " " " | 33,598 | |
| | | 2,343,701 |

Transit.

| | | |
|----------------------------------|-----------|-----------|
| British Ocean-going Ships, | 2,335,795 | |
| Foreign " " " | 1,079,623 | |
| | | 3,415,418 |

Bunker Coal.

| | | |
|----------------------------------|---------|---------|
| British Ocean-going Ships, | 255,801 | |
| Foreign " " " | 335,733 | |
| British River Steamers, | 48,057 | |
| Foreign " " " | 9,478 | |
| | | 649,069 |

Grand Total, 10,277,939

15. The number and tonnage of European constructed vessels importing cargo as tabulated and in transit compared with the previous year was as follows:—

| | 1904. | | 1905. | | Increase. | | Decrease. | |
|------------------------|-------|-----------|-------|-----------|-------------|----------|-----------|----------|
| | No. | Tonnage. | No. | Tonnage. | No. | Tonnage. | No. | Tonnage. |
| Steamers, | 3,981 | 6,509,919 | 3,904 | 6,712,767 | ... | 202,848 | 77 | ... |
| River Steamers, | 3,454 | 3,085,040 | 4,229 | 3,106,725 | 775 | 21,685 | ... | ... |
| Sailing Vessels, | 26 | 32,791 | 22 | 43,833 | ... | 11,042 | 4 | ... |
| Total, | 7,461 | 9,627,750 | 8,155 | 9,863,325 | 775 | 235,575 | 81 | ... |
| | | | | | Nett, | 694 | 235,575 | ... |
| Imported tons, | | 4,150,639 | | 3,869,751 | | | | |

As follows :—

| Articles. | 1904. | 1905. | Increase. | Decrease. |
|-------------------------------|------------------|-------------------|----------------|----------------|
| Beans,..... | 750 | 2,113 | 1,363 | |
| Bones,..... | 400 | | | 400 |
| Coal,..... | 1,152,454 | 1,083,987 | | 68,467 |
| Cotton Yarn and Cotton, | 19,350 | 32,949 | 13,599 | |
| Flour,..... | 115,921 | 54,508 | | 61,413 |
| Hemp,..... | 19,382 | 26,784 | 7,402 | |
| Kerosine (bulk),..... | 56,965 | 43,411 | | 13,554 |
| " (case),..... | 100,692 | 74,506 | | 26,186 |
| Lead,..... | 3,563 | 800 | | 2,763 |
| Opium,..... | 2,955 | 2,983 | 28 | |
| Liquid Fuel,..... | 9,727 | 850 | | 8,877 |
| Rattan,..... | 5,080 | 3,430 | | 1,650 |
| Rice,..... | 823,339 | 566,171 | | 257,168 |
| Sandalwood,..... | 3,300 | 3,386 | 86 | |
| Sulphur,..... | 187 | | | 187 |
| Sugar,..... | 205,696 | 311,787 | 106,091 | |
| Tea,..... | | 900 | 900 | |
| Timber,..... | 66,200 | 66,324 | 124 | |
| General,..... | 1,564,678 | 1,594,862 | 30,184 | |
| Total, | 4,150,639 | 3,869,751 | 159,777 | 440,665 |
| Transit, | 3,151,926 | 3,415,418 | 263,492 | |
| Grand Total, ... | 7,302,565 | 7,285,169 | 423,269 | 440,665 |
| | | Nett,..... | | 17,396 |

16. The number and tonnage of European constructed vessels exporting cargo as totalled and bunker coal compared with the previous year was as follows :—

| | 1904. | | 1905. | | Increase. | | Decrease. | |
|-----------------------------|------------------|------------------|------------------|-------------------|------------|----------------|------------|---------------|
| | No. | Tonnage. | No. | Tonnage. | No. | Tonnage. | No. | Tonnage. |
| Steamers, | 3,983 | 6,483,835 | 3,893 | 6,694,479 | ... | 210,644 | 90 | ... |
| River Steamers,..... | 3,454 | 3,082,691 | 4,234 | 3,106,894 | 780 | 24,203 | ... | ... |
| Sailing Vessels,..... | 24 | 33,036 | 21 | 42,030 | ... | 8,994 | 3 | ... |
| Total, | 7,461 | 9,599,562 | 8,148 | 9,843,403 | 780 | 243,841 | 93 | ... |
| | | | | Nett,..... | 687 | 243,841 | ... | ... |
| Exported tons, | 2,605,861 | | 2,343,701 | | | | | |
| | Strs. | Bunker Coal. | Strs. | Bunker Coal. | Strs. | Bunker Coal. | Strs. | Bunker Coal. |
| Steamers, | 3,983 | 615,208 | 3,893 | 591,534 | ... | ... | 90 | 23,674 |
| River Steamers,..... | 3,454 | 49,210 | 4,234 | 57,535 | 780 | 8,325 | ... | ... |
| Total,..... | 7,437 | 664,418 | 8,127 | 649,069 | 780 | 8,325 | 90 | 23,674 |
| | | | | Nett,..... | 690 | ... | ... | 15,349 |

17. The river trade in Imports, Exports and Passengers compared with the previous year was as follows :—

| Year. | Imports. | Exports. | Passengers. |
|-------------|----------|----------|-------------|
| 1904,..... | 294,216 | 209,534 | 2,231,586 |
| 1905, | 294,425 | 212,649 | 2,673,202 |

18. The following shows the junk trade of the Colony for the year.

IMPORTS.

| | | |
|----------------------|-------------------------------|-----------------|
| Foreign Trade, | 16,709 junks measuring, | 1,428,966 tons. |
| Local Trade, | 31,694 " " | 1,191,717 " |
| Total, | 48,403 " " | 2,620,683 " |

Imported, 862,459 tons as under :—

| | |
|-------------------------|-------------|
| Tea, | 1,609 tons. |
| Fire Crackers,..... | 3,143 " |
| Oil, Vegetable, | 548 " |
| Rice,..... | 52 " |
| Cattle, (7,278), | 748 " |
| Swine, (20,299),..... | 1,201 " |
| Earth and Stones, | 336,956 " |
| General, | 518,202 " |
| Total, | 862,459 " |

EXPORTS.

| | | |
|----------------------|-------------------------------|-----------------|
| Foreign Trade, | 16,766 junks measuring, | 1,446,474 tons. |
| Local Trade, | 31,573 " " | 1,170,446 " |
| Total, | 48,339 " " | 2,616,920 " |

Exported, 721,591 tons as under :—

| | |
|----------------------------------|--------------|
| Kerosine, (530,425 cases), | 18,944 tons. |
| Rice and Paddy, | 205,885 " |
| Earth and Stones, | 178,713 " |
| General, | 318,049 " |
| Total,..... | 721,591 " |

19. The Passenger and Emigrant returns show the figures as below which are compared with those of the previous year.

| | 1904. | 1905. | Increase. | Decrease. |
|-------------------------------|---------|---------|-----------|-----------|
| British Vessels, arrivals ... | 197,844 | 189,381 | ... | 8,463 |
| Do., departures, . | 112,741 | 103,281 | ... | 9,460 |
| Do., emigrants, . | 51,390 | 48,289 | ... | 3,101 |
| Total,..... | 361,975 | 340,951 | ... | 21,024 |
| Nett, | | | ... | 21,024 |

PASSENGERS,— *Continued.*

| | 1904. | 1905. | Increase. | Decrease. |
|---|-----------|-----------|-----------|-----------|
| Foreign Vessels, arrivals,... | 91,352 | 100,874 | 9,522 | ... |
| Do., departures, . | 64,239 | 84,996 | 20,757 | ... |
| Do., emigrants, . | 24,914 | 16,052 | ... | 7,862 |
| Total,..... | 180,505 | 201,922 | 30,279 | 7,862 |
| Nett, | | | 22,417 | ... |
| River Steamers, arrivals,... | 1,138,591 | 1,349,665 | 211,074 | ... |
| Do., departures, . | 1,092,995 | 1,323,537 | 230,542 | ... |
| Total,..... | 2,231,586 | 2,673,202 | 441,616 | ... |
| Nett, | | | 441,616 | ... |
| Junks, Foreign Trade, } arrivals,... | 43,192 | 41,867 | ... | 1,325 |
| Do., departures, . | 42,155 | 45,934 | 3,779 | ... |
| Total,..... | 85,347 | 87,801 | 3,779 | 1,325 |
| Nett, | | | 2,454 | ... |
| Total Arrivals, | 1,470,979 | 1,689,045 | 218,066 | ... |
| „ Departures,..... | 1,312,130 | 1,565,909 | 253,779 | ... |
| | 2,783,109 | 3,254,954 | 471,845 | ... |
| „ Emigrants, | 76,304 | 64,341 | ... | 11,963 |
| Total,..... | 2,859,413 | 3,319,295 | 471,845 | 11,963 |
| Nett,..... | | | 459,882 | ... |
| Diff. of Arrivals and Dep., | 158,849 | 124,136 | ... | ... |
| Emigrants,..... | 76,304 | 64,341 | ... | ... |
| Remainder + or — | + 82,545 | + 59,795 | ... | ... |
| Nett,..... | | | ... | ... |
| Junks, Local Trade, } arrivals,... | 79,066 | 65,274 | ... | 13,792 |
| Do., departures,... | 79,508 | 71,986 | ... | 7,522 |
| Total,..... | 158,574 | 137,260 | ... | 21,314 |
| Nett,..... | | | ... | 21,314 |

20. The Number, Tonnage, Cargo, and Passengers Carried, and Bunker Coal Shipped, by Ships of different Nationalities, during the year 1905 was as follows.

| NATIONALITY. | OCEAN VESSELS. | | | | | | | | | | RIVER STEAMERS. | | | | | | | | | | TOTAL. | | | |
|----------------------|----------------|-------------------|-----------|-----------|-----------|--------------|----------------------|--------------|---------------|-------------------|-----------------|----------|----------|--------------|----------------------|--------------|---------------|-------------------|-----------|-----------|-----------|--------------|----------------------|--------------|
| | No. of Ships. | Register Tonnage. | Imports. | Exports. | Transit. | Bunker Coal. | Passengers. Arrived. | * Depart-ed. | No. of Ships. | Register Tonnage. | Imports. | Exports. | Transit. | Bunker Coal. | Passengers. Arrived. | * Depart-ed. | No. of Ships. | Register Tonnage. | Imports. | Exports. | Transit. | Bunker Coal. | Passengers. Arrived. | * Depart-ed. |
| British, | 3,995 | 7,672,324 | 1,952,778 | 1,221,530 | 2,335,795 | 265,801 | 189,381 | 103,281 | 7,468 | 5,351,022 | 219,349 | 179,051 | .. | 46,057 | 1,234,023 | 1,249,819 | 11,483 | 13,296,346 | 2,202,227 | 1,400,681 | 2,355,735 | 303,858 | 1,473,401 | 1,353,130 |
| Austrian, | 51 | 172,797 | 41,116 | 15,600 | 61,415 | 11,100 | 4,528 | 24 | .. | .. | .. | .. | .. | .. | .. | .. | 51 | 172,797 | 41,116 | 15,600 | 61,415 | 11,100 | 4,528 | 24 |
| Belgian, | 2 | 3,588 | .. | .. | 3,400 | 400 | .. | .. | .. | .. | .. | .. | .. | .. | .. | .. | 2 | 3,588 | .. | .. | 3,400 | 400 | .. | .. |
| Chinese, | 231 | 430,617 | 40,693 | 57,800 | 78,593 | 8,370 | 4,996 | 4,484 | 233 | 47,738 | 14,654 | 13,98 | .. | 2,309 | .. | .. | 54 | 478,356 | 55,347 | 66,098 | 88,100 | 10,043 | 4,996 | 4,184 |
| Danish, | 36 | 46,412 | 12,450 | 1,800 | 16,075 | .. | 31 | 24 | .. | .. | .. | .. | .. | .. | .. | .. | 36 | 46,412 | 12,450 | 1,800 | 16,075 | .. | 31 | 24 |
| Dutch, | 70 | 154,410 | 43,711 | 16,500 | 68,201 | 1,800 | 115 | 30 | .. | .. | .. | .. | .. | .. | .. | .. | 70 | 154,410 | 43,711 | 16,500 | 68,201 | 1,800 | 115 | 30 |
| French, | 415 | 582,330 | 91,747 | 47,526 | 85,968 | 5,060 | 10,664 | 9,468 | 1,021 | 1,068,116 | 115,369 | 67,270 | .. | 6,850 | 65,612 | 73,088 | 1,021 | 1,068,116 | 115,369 | 67,270 | 83,908 | 60,919 | 70,307 | 83,158 |
| German, | 1,772 | 2,787,177 | 473,751 | 493,596 | 564,511 | 212,276 | 61,423 | 59,826 | 1,772 | 2,786,513 | 87,754 | 493,596 | .. | .. | .. | .. | 1,772 | 2,786,513 | 87,754 | 493,596 | 564,511 | 212,276 | 61,423 | 59,826 |
| Italian, | 112 | 102,975 | 45,831 | 15,780 | 7,884 | 15,282 | 6,340 | 246 | .. | .. | .. | .. | .. | .. | .. | .. | 112 | 102,975 | 45,831 | 15,780 | 7,884 | 15,282 | 6,340 | 246 |
| Japanese, | 68 | 64,146 | 10,668 | 18,100 | 580 | .. | 700 | 601 | .. | .. | .. | .. | .. | .. | .. | .. | 68 | 64,146 | 10,668 | 18,100 | 580 | .. | 700 | 601 |
| Norwegian, | 67 | 756,166 | 364,137 | 108,180 | 137,393 | 28,800 | 7,685 | 6,793 | 67 | 755,965 | 364,137 | 108,180 | .. | .. | .. | .. | 67 | 755,965 | 364,137 | 108,180 | 137,393 | 28,800 | 7,685 | 6,793 |
| Portuguese, | 136 | 232,259 | 2,710 | 2,334 | 3 | 1,800 | 300 | 216 | .. | 23,272 | 11,700 | 560 | .. | 310 | .. | .. | 136 | 232,259 | 2,710 | 2,334 | 3 | 2,110 | 360 | 216 |
| Russian, | 37 | 58,422 | 6,120 | 1,000 | 5,000 | 810 | .. | .. | .. | .. | .. | .. | .. | .. | .. | .. | 37 | 58,422 | 6,120 | 1,000 | 5,000 | 810 | .. | .. |
| Swedish, | 150 | 630,178 | 79,131 | 76,012 | 68,185 | 805 | 4,131 | 3,721 | 130 | 642,553 | 79,131 | .. | .. | .. | .. | .. | 130 | 642,553 | 79,131 | 76,012 | 68,185 | 805 | 4,131 | 3,721 |
| United States, | 6 | 792 | .. | .. | .. | 200 | .. | .. | .. | .. | .. | .. | .. | .. | .. | .. | 6 | 792 | .. | .. | .. | .. | .. | .. |
| No Flag, | .. | .. | .. | .. | .. | .. | .. | .. | .. | .. | .. | .. | .. | .. | .. | .. | .. | .. | .. | .. | .. | .. | .. | .. |
| Total Foreign, | 3,845 | 5,820,755 | 1,422,318 | 909,322 | 1,079,623 | 335,733 | 100,874 | 81,996 | 975 | 659,507 | 44,970 | 33,598 | .. | 9,478 | 65,042 | 73,088 | 4,820 | 6,480,362 | 1,667,524 | 943,120 | 1,079,623 | 345,211 | 166,516 | 158,684 |
| Total, | 7,840 | 13,403,109 | 3,675,326 | 2,131,052 | 3,415,418 | 591,534 | 290,255 | 168,277 | 8,463 | 6,213,619 | 294,425 | 212,049 | .. | 57,535 | 1,319,065 | 1,323,637 | 16,303 | 19,706,728 | 3,869,751 | 2,343,701 | 3,415,418 | 649,069 | 1,639,920 | 1,511,814 |

* Not including emigrants.

21. The following table summarises the foregoing information with regard to the trade of the Ports of Hongkong for the Year 1905.

| | Tons. | | | | | | Passengers. | | Emi-grants. | |
|--|---------------|--------------|-----------|-------------|----------------------|------------|---------------------|-------------|-------------|-----------|
| | No. of Ships. | Dis-charged. | Shipped. | In Transit. | Bunker Coal shipped. | Total. | Registered Tonnage. | Arrived. | | Departed. |
| British Ocean-going, | 3,995 | 1,952,778 | 1,221,530 | 2,335,795 | 255,801 | 5,765,904 | 7,672,324 | 189,381 | 108,281 | 48,289 |
| Foreign Ocean-going, | 3,845 | 1,622,548 | 909,522 | 1,079,623 | 335,733 | 3,947,426 | 5,820,785 | 100,874 | 84,996 | 16,052 |
| British River Steamers, | 7,488 | 249,449 | 179,051 | ... | 48,057 | 476,557 | 5,554,022 | 1,284,023 | 1,249,849 | ... |
| Foreign River Steamers,.... | 975 | 44,976 | 33,598 | ... | 9,478 | 88,052 | 659,597 | 65,642 | 73,688 | ... |
| Total,..... | 16,303 | 3,869,751 | 2,343,701 | 3,415,418 | 649,069 | 10,277,939 | 19,706,728 | 1,639,920 | 1,511,814 | 64,341 |
| Steam-ships under 60 tons Foreign Trade, ... | 1,800 | 1,733 | 2,500 | ... | 2,454 | 6,687 | 71,448 | 7,258 | 8,161 | ... |
| Junks Foreign Trade, | 33,475 | 543,522 | 665,104 | ... | ... | 1,208,626 | 2,875,440 | 41,867 | 45,934 | ... |
| Total Foreign Trade, ... | 51,578 | 4,415,006 | 3,011,305 | 3,415,418 | 651,523 | 11,493,252 | 22,653,616 | 1,689,045 | 1,565,909 | 64,341 |
| Steam-Launches Local Trade, | * 337,913 | ... | ... | ... | * 25,895 | * 25,895 | * 9,169,312 | * 4,058,522 | * 3,873,470 | ... |
| Junks, Local Trade,..... | 63,267 | 318,937 | 56,487 | ... | ... | 375,424 | 2,362,163 | 65,274 | 71,986 | ... |
| Total Local Trade, | 401,180 | 318,937 | 56,487 | ... | 25,895 | 401,319 | 11,531,475 | 4,123,796 | 3,945,456 | ... |
| Grand Total,..... | 452,758 | 4,733,943 | 3,067,792 | 3,415,418 | 677,418 | 11,894,571 | 34,185,091 | 5,812,841 | 5,511,365 | 64,341 |

* Not including "Star" Ferry Company's craft.

3.—REVENUE.

22. The total Revenue collected by the Harbour Department during the year was \$300,567.76, being a decrease of \$366.19 on the previous year :—

| | |
|---|---------------------|
| 1. Light Dues, | \$74,233.45 |
| 2. Licences and Internal Revenue, | 62,668.45 |
| 3. Fees of Court and Office, | 163,665.86 |
| Total, | <u>\$300,567.76</u> |

4.—STEAM-LAUNCHES.

23. On the 31st December, there were 276 Steam-launches employed in the Harbour, of these, 109 were licensed for the conveyance of passengers, 147 were privately owned, 15 were the property of the Government, and 5 belonged to the Imperial Government in charge of Military Authorities.

Twenty-three Master's Certificates were suspended, 4 for three months, 9 for two months, 8 for one month, 1 for six weeks and 1 for four weeks; two Masters were cautioned and discharged respectively.

Four hundred and forty-two (442) engagements, and four hundred and thirty-three (433) discharges of Masters and Engineers were made from 1st January to 31st December.

Eleven (11) Steam-launches were permitted to carry arms, etc., for their protection against pirates, of these, nine were previously permitted, and two during this year.

5.—EMIGRATION.

24. Sixty-four thousand three hundred and forty-one (64,341) emigrants left Hongkong for various places during the year, of these, 48,289 were carried by British Ships and 16,052 by Foreign Ships; 140,483 were reported as having been brought to Hongkong from places to which they had emigrated, and of these, 113,796 were brought in British Ships and 25,586 by Foreign Ships.

Returns No. XVIII and XIX will give the details of this branch of the Department.

6.—REGISTRY, &c., OF SHIPPING.

25. During the year, 17 ships were registered under the provisions of the Imperial Merchant Shipping Act, and 8 Certificates of Registry were cancelled.

The documents, &c., dealt with in connection with the Imperial Merchant Shipping Act were as follows :—

| | |
|---|-----|
| Number of Certificates of Registry granted, | 17 |
| Number of Certificates of Registry cancelled,..... | 8 |
| Number of Declarations of Ownership, | 26 |
| Number of endorsements on Certificates of Registry of change of Masters, | 53 |
| Number of endorsements on Certificates of Registry of change of Owners, | 8 |
| Number of Certificates of Sale recorded,..... | 2 |
| Number of Mortgages recorded, | 5 |
| Number of Transfer of Mortgages recorded, | 1 |
| Number of Discharge of Mortgages recorded, | 2 |
| Number of endorsements on Register of change in Rig or Tonnage, | 6 |
| Number of Sales of ships recorded,..... | 11 |
| Number of Desertions certified, | 220 |
| Number of examination of provisions, | 1 |
| Number of inspections of Registry, | 16 |
| — | |
| Total Number of Documents, &c.,..... | 376 |
| = | |

The fees collected on these Documents, &c., amounted to \$1,266.

7.—MARINE MAGISTRATE'S COURT.

26. Seventy-five (75) cases were heard in the Marine Magistrate's Court, refusal of duty on board ship and breach of Harbour Regulations were the principal offences.

8.—MARINE COURT.

(Under Section 19 of Ordinance No. 10 of 1899.)

27. The following Courts have been held during the year:—

(1.) On the 27th April, inquiry into the circumstances connected with the stranding of the British Steamship "Kong Nam," Official No. 107,028 of Hongkong, on Cap Sing Island on the night of the 5th April. The Master's (HEATHFIELD CHARLES DALTON FRAMPTON) Certificate of Competency was returned to him.

(2.) On the 5th, 7th, 10th and 11th July, inquiry into the circumstances connected with the stranding of the British Ship "Travancore," Official No. 99,769 of Greenock, on Fo Kai Point on the 1st June, and charges of incompetency brought by the crew against the Master and Mate. The Master's (WILLIAM C. CHAMBERLIN) Certificate of Competency was suspended for nine months and a First Mate's Certificate issued to him during the period of suspension, the Chief Mate's (J. ROBERTS) Certificate as Master was suspended for three months.

9.—EXAMINATION OF MASTERS, MATES AND ENGINEERS.

28. The following Tables show the number of Candidates examined for Certificates of Competency, distinguishing those who were successful and those who failed :—

(Under Section 4 of Ordinance No 10 of 1899.)

| Grade. | Passed. | Failed. |
|------------------------------|---------|---------|
| Master, | 17 | 5 |
| Master, River Steamer, | ... | 1 |
| First Mate, | 18 | 5 |
| Only Mate,..... | ... | ... |
| Second Mate,..... | 7 | 5 |
| Total,..... | 42 | 16 |
| First Class Engineer, | 26 | 3 |
| Second Class Engineer, | 39 | 9 |
| Total,..... | 65 | 12 |

(Under Section 37 s.s. (7) of Ordinance No. 10 of 1899.)

| Candidates. | Passed. | Failed. |
|--------------------|---------|---------|
| For Master,..... | 54 | 39 |
| For Engineer,..... | 89 | 23 |
| Total,..... | 143 | 62 |

10.—EXAMINATION OF PILOTS.

(Under Ordinance No. 3 of 1904.)

29. Twenty-two (22) examinations for Pilots' Certificates were held during the year, with the following results :—

| Candidates. | Passed. | Failed. |
|-----------------|---------|---------|
| European, | 3 | 3 |
| Chinese, | 8 | 8 |
| Total,..... | 11 | 11 |

Twelve (12) Pilots' licences were issued to holders of Certificates, and two licences previously issued were cancelled at the request of the licensees.

11.—SUNDAY CARGO WORKING.

(*Ordinance No. 1 of 1899.*)

30. During the year, 359 permits were issued, under the provisions of the Ordinance. Of these, 93 were not availed of owing to its being found unnecessary for the ship to work cargo on Sunday, and the fee paid for the permit was refunded in each case.

The revenue collected under this heading was \$43,475; this was \$5,850 more than in 1904.

The revenue collected each year since the Ordinance came into force is as follows:—

| | |
|-------------|----------|
| 1892, | \$ 4,800 |
| 1893, | 7,900 |
| 1894, | 13,375 |
| 1895, | 11,600 |
| 1896, | 7,575 |
| 1897, | 11,850 |
| 1898, | 25,925 |
| 1899, | 21,825 |
| 1900, | 43,550 |
| 1901, | 44,800 |
| 1902, | 44,175 |
| 1903, | 34,800 |
| 1904, | 37,625 |
| 1905, | 43,475 |

12.—NEW TERRITORY.

(*Seventh Year of British Administration.*)

31. The Station at the Island of Cheung Chau was opened in September, the one at Tai O in the Island of Lantau, in October of 1899, that at Tai Po in Mirs Bay, on board the Police steam-launch, in January, 1900, that in Deep Bay, on board the Police steam-launch, in November, 1901, that at Sai Kung in April, 1902, and that at Long Ket, on board the Police steam-launch, in April, 1905.

From 1st January to 31st December, 1905, 9,138 Licences, Clearances, Permits, &c., were issued at Cheung Chau, 3,937 at Tai O, 6,284 at Tai Po, 4,177 at Deep Bay, 2,564 at Sai Kung and 3,297 at Long Ket.

The Revenue collected by the Harbour Department from the New Territory during 1905, was \$18,421.95.

L. BARNES-LAWRENCE, Captain R.N.,
Harbour Master, &c.

NUMBER, TONNAGE, CREWS, and CARGOES

| COUNTRIES WHENCE ARRIVED. | BRITISH. | | | | | | | | | | |
|---|---------------|-----------|---------|------------------|-----------|-------------|---------|--------|----------|-----------|---------|
| | WITH CARGOES. | | | | | IN BALLAST. | | | | | TOTAL |
| | Vessels. | Tons. | Crews. | Cargoes. | | Vessels. | Tons. | Crews. | Vessels. | Tons. | |
| | | | | Dis- charged. | Transit. | | | | | | |
| Australia and New Zealand, | 36 | 69,582 | 2,471 | 42,715 | 33,890 | 1 | 1,822 | 69 | 37 | 71,404 | 2,540 |
| British North Borneo, | 6 | 9,343 | 400 | 14,250 | ... | ... | ... | 6 | 9,343 | 400 | 6,005 |
| Canada, | 27 | 78,014 | 6,005 | 8,242 | ... | ... | ... | 27 | 78,014 | 6,005 | 17,000 |
| Coast of China, | 3,600 | 3,147,687 | 165,268 | 431,865 | 642,405 | 219 | 256,808 | 10,632 | 3,819 | 3,404,495 | 175,000 |
| Cochin-China, | 63 | 94,539 | 3,792 | 145,733 | 21,470 | 1 | 927 | 31 | 64 | 95,466 | 3,823 |
| Continent of Europe, | 13 | 34,754 | 845 | 16,315 | 48,690 | ... | ... | ... | 13 | 34,754 | 845 |
| Formosa, | 10 | 9,267 | 611 | 2,720 | ... | ... | ... | 10 | 9,267 | 611 | 10,586 |
| Great Britain, | 188 | 556,333 | 10,480 | 207,866 | 826,789 | 3 | 3,586 | 106 | 151 | 559,919 | 10,586 |
| India and Straits Settlements, | 232 | 525,980 | 22,247 | 395,314 | 353,673 | 1 | 550 | 68 | 233 | 526,530 | 22,247 |
| Japan, | 244 | 612,258 | ... | 512,258 | 207,700 | 11 | 26,004 | 486 | 255 | 638,261 | 13,325 |
| Java and other Islands in the Indian Archipelago, | 79 | 146,444 | 4,823 | 194,919 | 50,562 | ... | ... | ... | 79 | 146,444 | 4,823 |
| Kwang-chau-wan, | ... | ... | ... | ... | ... | ... | ... | ... | ... | ... | ... |
| Macao, | 729 | 546,221 | 35,999 | 56,295 | 100 | ... | ... | ... | 729 | 546,221 | 35,999 |
| Mauritius, | ... | ... | ... | ... | ... | ... | ... | ... | ... | ... | ... |
| North America, | ... | ... | ... | ... | ... | 1 | 2,247 | 64 | 1 | 2,247 | 64 |
| North Pacific, | 1 | 2,384 | 32 | ... | 5,740 | ... | ... | ... | 1 | 2,384 | 32 |
| Philippine Islands, | 184 | 246,673 | 13,159 | 91,973 | 13,152 | 11 | 16,150 | 650 | 195 | 262,803 | 13,809 |
| Ports in Hainan and Gulf of Tonquin, | 1 | 2,024 | 32 | 5,000 | ... | 2 | 358 | 48 | 3 | 2,382 | 80 |
| Russia in Asia, | 7 | 14,419 | 373 | 9,710 | 13,262 | ... | ... | ... | 7 | 14,419 | 373 |
| Siam, | ... | ... | ... | ... | ... | 6 | 21,029 | 421 | 6 | 21,029 | 421 |
| South Africa, | 1 | 2,361 | 43 | 260 | ... | 4 | 8,803 | 268 | 5 | 11,164 | 411 |
| South America, | ... | ... | ... | ... | ... | ... | ... | ... | ... | ... | ... |
| Sintau, | 58 | 177,216 | 4,067 | 96,502 | 118,082 | ... | ... | ... | 58 | 177,216 | 4,067 |
| United States of America, | 2 | 2,270 | 135 | 280 | 280 | ... | ... | ... | 2 | 2,270 | 135 |
| Wei-hai-wei, | ... | ... | ... | ... | ... | ... | ... | ... | ... | ... | ... |
| TOTAL, | 5,481 | 6,277,768 | 284,121 | 2,202,227 | 2,335,795 | 260 | 338,264 | 12,843 | 5,741 | 6,610,314 | 296,964 |

NUMBER, TONNAGE, CREWS, and CARGOES

| COUNTRIES TO WHICH DEPARTED. | BRITISH. | | | | | | | | | | | | | |
|---|---------------|-----------|---------|-----------|--------------|-------------|---------|--------|--------------|----------|-----------|---------|-----------|--------------|
| | WITH CARGOES. | | | | | IN BALLAST. | | | | TOTAL. | | | | |
| | Vessels. | Tons. | Crews. | Shipped. | | Vessels. | Tons. | Crews. | Bunker Coal. | Vessels. | Tons. | Crews. | Shipped. | |
| | | | | Cargoes. | Bunker Coal. | | | | | | | | Cargoes. | Bunker Coal. |
| Australia & New Zealand, | 36 | 9,334 | 389 | 3,009 | 150 | 16 | 58,107 | 650 | 4,500 | 2 | 47,441 | 1,045 | 3,009 | 4,650 |
| British North Borneo, | 8 | 12,631 | 534 | 1,271 | 2,510 | ... | ... | ... | ... | 8 | 12,631 | 534 | 1,271 | 2,510 |
| Canada, | 27 | 86,825 | 5,095 | 29,056 | ... | ... | ... | ... | ... | 27 | 86,825 | 5,095 | 29,056 | ... |
| Coast of China, | 3,894 | 3,662,120 | 186,332 | 703,732 | 143,314 | 39 | 52,854 | 2,167 | 6,761 | 3,933 | 3,714,474 | 188,499 | 703,732 | 160,076 |
| Cochin-China, | 41 | 42,771 | 1,660 | 19,443 | 8,792 | 34 | 57,919 | 1,635 | 7,426 | 75 | 100,690 | 3,295 | 19,443 | 16,122 |
| Continent of Europe, | 1 | 2,659 | 49 | 700 | ... | 1 | 2,275 | 53 | ... | 2 | 4,934 | 102 | 700 | ... |
| Formosa, | 1 | 140 | 21 | 360 | ... | ... | ... | ... | ... | 1 | 140 | 21 | 360 | ... |
| Great Britain, | 64 | 221,091 | 5,528 | 73,957 | 2,665 | 2 | 4,676 | 75 | ... | 66 | 225,767 | 5,603 | 73,957 | 2,665 |
| India and Straits Settlements, | 174 | 426,209 | 20,089 | 218,568 | 30,761 | 65 | 133,277 | 2,834 | 848 | 239 | 559,426 | 22,923 | 218,568 | 31,609 |
| Japan, | 223 | 554,663 | 12,545 | 118,888 | 30,122 | 43 | 94,891 | 1,980 | 1,354 | 266 | 649,554 | 14,525 | 118,888 | 31,476 |
| Java and other Islands in the Indian Archipelago, | 15 | 37,617 | 1,015 | 7,328 | 1,970 | 45 | 102,414 | 1,840 | 5,764 | 60 | 140,061 | 2,861 | 7,328 | 7,704 |
| Kwang-chau-wan, | 3 | 1,206 | 75 | 279 | 130 | ... | ... | ... | ... | 3 | 1,206 | 75 | 279 | 130 |
| Kiauchow, | 3 | 6,507 | 86 | 900 | ... | ... | ... | ... | ... | 3 | 6,507 | 86 | 900 | ... |
| Macao, | 783 | 637,031 | 26,317 | 26,165 | 8,385 | ... | ... | ... | ... | 783 | 637,031 | 26,317 | 26,165 | 8,385 |
| Mauritius, | ... | ... | ... | ... | ... | ... | ... | ... | ... | ... | ... | ... | ... | ... |
| Philippine Islands, | 188 | 266,730 | 13,079 | 148,128 | 37,335 | 7 | 15,834 | 250 | 500 | 195 | 282,564 | 13,329 | 148,128 | 38,035 |
| Ports in Hainan & G. of Tonquin, | ... | ... | ... | ... | ... | 1 | 218 | 28 | 175 | 1 | 218 | 28 | ... | 475 |
| Russia in Asia, | 2 | 1,515 | 57 | 460 | ... | ... | ... | ... | ... | 2 | 1,515 | 57 | 460 | ... |
| Siam, | 10 | 19,303 | 481 | 7,092 | 1,190 | 3 | 6,904 | 122 | 350 | 13 | 26,207 | 605 | 7,092 | 1,190 |
| South Africa, | 5 | 15,960 | 400 | 3,600 | 1,787 | ... | ... | ... | ... | 5 | 15,960 | 400 | 3,600 | 1,787 |
| South America, | 1 | 2,247 | 62 | 35 | 2,000 | 1 | 2,247 | ... | 2,000 | 2 | 4,494 | 62 | 35 | 4,400 |
| South Pacific, | 1 | 2,351 | 37 | 30 | ... | 8 | 19,036 | 309 | 1,490 | 9 | 21,387 | 346 | 30 | 1,490 |
| United States of America, | 24 | 63,869 | 1,175 | 36,610 | 859 | 3 | 6,378 | 88 | ... | 27 | 70,247 | 1,263 | 36,610 | 859 |
| Wei-hai-wei, | 1 | 1,127 | 72 | 1,500 | 165 | ... | ... | ... | ... | 1 | 1,127 | 72 | 1,500 | 165 |
| TOTAL, | 5,474 | 6,673,814 | 285,100 | 1,400,581 | 272,696 | 268 | 536,500 | 12,043 | 31,162 | 5,742 | 6,610,314 | 297,143 | 1,400,581 | 303,312 |

Table I.

NUMBER, TONNAGE, CREWS, and CARGOES of Vessels ENTERED at Ports in the Colony of Hongkong from each Country for

| BRITISH. | | | | | | | | | | | FOREIGN. | | | | | | | | | | |
|---------------|---------|------------------|-----------|-------------|---------|--------|----------|-----------|--------|-----------|---------------|--------|-----------|------------------|-------------|-----------|-------|---------|----------|--------|-----------|
| WITH CARGOES. | | | | IN BALLAST. | | | TOTAL. | | | | WITH CARGOES. | | | | IN BALLAST. | | | | | | |
| Tons. | Crews. | Cargoes. | | Vessels. | Tons. | Crews. | Vessels. | Tons. | Crews. | Cargoes. | Vessels. | Tons. | Crews. | Cargoes. | | Vessels. | Tons. | Crews. | Vessels. | Tons. | |
| | | Dis- charged. | Transit. | | | | | | | | | | | Dis- charged. | Transit. | | | | | | |
| 69,582 | 2,471 | 42,715 | 33,890 | 1 | 1,822 | 69 | 37 | 71,404 | 4,540 | 42,715 | 33,890 | 12 | 24,731 | 1,033 | 10,809 | 12,478 | ... | ... | ... | 12 | 24,731 |
| 9,343 | 400 | 14,250 | ... | ... | ... | ... | 6 | 9,343 | 400 | 14,250 | ... | 22 | 29,690 | 1,114 | 26,808 | 2,743 | ... | ... | ... | 22 | 29,690 |
| 78,014 | 6,005 | 8,242 | ... | ... | ... | ... | 27 | 78,014 | 6,005 | 8,242 | ... | ... | ... | ... | ... | ... | ... | ... | ... | ... | ... |
| 147,687 | 165,268 | 431,865 | 642,405 | 219 | 256,808 | 10,632 | 3,819 | 3,404,495 | 17,300 | 431,865 | 642,405 | 12,574 | 1,952,603 | 173,123 | 782,545 | 388,363 | 5,120 | 579,465 | 66,912 | 17,694 | 2,582,069 |
| 94,539 | 3,792 | 145,733 | 21,470 | 1 | 927 | 31 | 64 | 95,466 | 3,223 | 145,733 | 21,470 | 107 | 112,163 | 5,255 | 90,479 | 56,076 | 10 | 12,360 | 341 | 117 | 124,521 |
| 34,751 | 845 | 16,815 | 48,690 | ... | ... | ... | 13 | 34,754 | 845 | 16,815 | 48,690 | 99 | 310,151 | 9,055 | 69,224 | 259,305 | 1 | 3,821 | 59 | 100 | 313,971 |
| 9,267 | 611 | 2,730 | ... | ... | ... | ... | 10 | 9,267 | 611 | 2,730 | ... | 44 | 40,103 | 1,635 | 7,617 | 5,000 | 4 | 4,951 | 159 | 48 | 45,051 |
| 556,333 | 10,480 | 207,866 | 826,789 | 3 | 3,586 | 106 | 151 | 559,919 | 10,586 | 207,866 | 826,789 | 23 | 35,834 | 619 | 17,574 | 53,083 | ... | ... | ... | 23 | 35,833 |
| 525,980 | 22,247 | 365,314 | 353,673 | 1 | 550 | 68 | 233 | 526,530 | 22,315 | 365,314 | 353,673 | 39 | 107,827 | 3,462 | 78,654 | 58,020 | 5 | 7,634 | 268 | 44 | 115,464 |
| 146,444 | 4,823 | 194,919 | 50,562 | 11 | 26,004 | 486 | 255 | 638,261 | 13,825 | 512,258 | 207,700 | 169 | 423,782 | 10,190 | 351,633 | 102,511 | 5 | 12,751 | 236 | 174 | 436,533 |
| 546,221 | 35,999 | 56,295 | 100 | ... | ... | ... | 729 | 546,221 | 35,999 | 56,295 | 100 | 49 | 11,875 | 1,256 | 4,615 | 266 | 8 | 2,225 | 285 | 57 | 14,100 |
| ... | ... | ... | ... | ... | ... | ... | ... | ... | ... | ... | ... | 2 | 1,818 | 59 | 2,600 | ... | ... | ... | ... | 2 | 1,818 |
| 2,384 | 32 | ... | 5,740 | ... | 2,247 | 64 | 1 | 2,247 | 64 | ... | 5,740 | ... | ... | ... | ... | ... | 1 | 2,287 | 22 | 1 | 2,287 |
| 246,673 | 13,159 | 91,973 | 13,152 | 11 | 16,150 | 650 | 195 | 262,803 | 13,099 | 91,973 | 13,152 | 11 | 22,193 | 582 | 8,262 | 4,670 | 24 | 22,510 | 773 | 35 | 44,700 |
| 2,024 | 32 | 5,000 | ... | 2 | 358 | 48 | 3 | 2,382 | 80 | 5,000 | ... | 229 | 210,198 | 9,172 | 157,184 | 1,600 | 5 | 6,689 | 249 | 234 | 216,887 |
| 14,419 | 373 | 9,710 | 13,262 | ... | ... | ... | 7 | 14,419 | 373 | 9,710 | 13,262 | 1 | 1,511 | 53 | 200 | ... | ... | ... | 1 | 1,511 | |
| 2,361 | 43 | 260 | ... | 6 | 21,029 | 421 | 6 | 21,029 | 421 | ... | ... | 248 | 200,142 | 11,410 | 381,713 | 25,054 | ... | ... | ... | 248 | 200,142 |
| 177,216 | 4,967 | 96,502 | 118,082 | ... | ... | ... | 58 | 177,216 | 4,967 | 96,502 | 118,082 | 1 | 822 | 28 | 800 | ... | ... | ... | ... | 1 | 822 |
| 2,270 | 135 | 280 | ... | ... | ... | ... | 2 | 2,270 | 135 | 280 | ... | 62 | 307,251 | 8,903 | 81,412 | 45,969 | ... | ... | 1 | 2,292 | |
| 277,768 | 284,121 | 2,202,227 | 2,335,795 | 260 | 338,264 | 12,843 | 5,741 | 6,603,222 | 29,964 | 2,202,227 | 2,335,795 | 14,493 | 4,023,010 | 262,179 | 2,212,779 | 1,079,623 | 5,530 | 688,973 | 73,491 | 20,023 | 4,711,998 |

Table II.

NUMBER, TONNAGE, CREWS, and CARGOES of Vessels CLEARED in the Colony of Hongkong for each Country for the

| BRITISH. | | | | | | | | | | | FOREIGN. | | | | | | | | | | | | |
|-------------|-------|---------|-----------------|----------|--------|-----------|----------|-----------------|---------------|--------|-----------|----------|-----------------|-------------|-------|---------|-----------------|----------|--------|-----------|---------|--|--|
| IN BALLAST. | | | | | TOTAL. | | | | WITH CARGOES. | | | | | IN BALLAST. | | | | | TOTAL. | | | | |
| Vessels. | Tons. | Crews. | Banker Coal. | Vessels. | Tons. | Crews. | Shipped. | | Vessels. | Tons. | Crews. | Shipped. | | Vessels. | Tons. | Crews. | Banker Coal. | Vessels. | Tons. | Crews. | | | |
| | | | | | | | Cargoes. | Banker Coal. | | | | Cargoes. | Banker Coal. | | | | | | | | | | |
| 150 | 16 | 58,107 | 656 | 4,500 | 2 | 47,441 | 1,945 | 3,009 | 4,650 | 8 | 18,022 | 661 | 4,006 | 1,330 | 4 | 9,173 | 125 | 1,950 | 12 | 97,195 | 790 | | |
| 2,510 | ... | ... | ... | ... | 8 | 12,631 | 534 | 1,271 | 2,310 | 4 | 4,376 | 255 | 1,343 | 1,650 | 1 | 984 | 68 | 250 | 5 | 5,300 | 823 | | |
| 3,314 | 39 | 52,854 | 2,167 | 6,761 | 3,933 | 3,714,474 | 18,499 | 703,732 | 750,075 | 11 | 2,431,398 | 179,426 | 1,925,043 | 124,268 | 6,735 | 564,499 | 69,792 | 34,941 | 17,989 | 2,965,897 | 249,218 | | |
| 3,792 | 34 | 57,919 | 1,635 | 7,420 | 75 | 100,690 | 3,295 | 19,443 | 16,122 | 47 | 182,421 | 9,004 | 45,096 | 33,113 | 56 | 65,082 | 1,735 | 9,403 | 203 | 247,503 | 10,739 | | |
| ... | 1 | 2,275 | 53 | ... | 2 | 4,934 | 102 | 709 | ... | 21 | 78,069 | 2,922 | 10,473 | 5,180 | ... | ... | ... | ... | 21 | 78,069 | 2,922 | | |
| 2,665 | 2 | 4,676 | 75 | ... | 66 | 225,677 | 5,603 | 73,957 | 2,638 | 32 | 36,108 | 1,297 | 15,723 | 2,330 | 2 | 2,100 | 58 | 450 | 34 | 38,298 | 1,353 | | |
| 7,761 | 65 | 133,271 | 2,834 | 848 | 239 | 559,426 | 22,523 | 218,568 | 31,091 | 70 | 234,037 | 11,316 | 45,802 | 25,960 | 18 | 33,523 | 659 | 3,960 | 88 | 267,569 | 11,975 | | |
| 9,122 | 43 | 94,891 | 1,980 | 1,354 | 266 | 649,554 | 14,525 | 118,888 | 31,476 | 32 | 267,658 | 6,322 | 186,540 | 17,725 | 40 | 69,372 | 1,435 | 3,760 | 172 | 337,030 | 7,757 | | |
| 9,970 | 45 | 102,444 | 1,840 | 5,764 | 60 | 140,061 | 2,861 | 7,328 | 7,704 | 29 | 49,177 | 1,601 | 32,039 | 5,065 | 8 | 13,478 | 268 | 3,000 | 37 | 62,655 | 1,809 | | |
| 130 | ... | ... | ... | ... | 3 | 1,206 | 75 | 279 | 100 | 9 | 39,442 | 4,394 | 14,267 | 9,119 | 5 | 2,335 | 164 | 170 | 124 | 41,477 | 4,558 | | |
| 3,585 | ... | ... | ... | ... | 3 | 6,507 | 86 | 900 | ... | 4 | 5,935 | 121 | 3,200 | 820 | ... | ... | ... | ... | 4 | 5,935 | 121 | | |
| 7,535 | 7 | 15,834 | 250 | 500 | 195 | 282,564 | 13,329 | 148,128 | 38,035 | 17 | 88,557 | 14,255 | 41,865 | 1,036 | 189 | 21,655 | 1,857 | 140 | 1,036 | 110,212 | 16,112 | | |
| 469 | 1 | 218 | 28 | 175 | 1 | 218 | 28 | ... | ... | 18 | 39,335 | 1,173 | 9,045 | 2,695 | 5 | 6,195 | 147 | 1,000 | 23 | 45,530 | 1,329 | | |
| 1,190 | 3 | 6,904 | 122 | 350 | 13 | 26,207 | 605 | 739 | 1,100 | 19 | 81,315 | 3,878 | 59,420 | 13,525 | 15 | 15,079 | 1,000 | 3,921 | 134 | 963,394 | 4,878 | | |
| 1,787 | ... | ... | ... | ... | 5 | 15,960 | 409 | 3,600 | 1,337 | 3 | 4,689 | 111 | ... | 870 | ... | ... | ... | ... | 3 | 4,689 | 111 | | |
| 2,000 | 1 | 2,247 | ... | 2,000 | 2 | 4,454 | 62 | 35 | 400 | 9 | 93,328 | 4,339 | 25,107 | 25,521 | 40 | 54,402 | 1,931 | 11,880 | 136 | 147,730 | 6,350 | | |
| 879 | 3 | 6,378 | 88 | ... | 9 | 21,887 | 346 | 30 | 1,239 | 9 | 9,455 | 445 | 3,255 | 1,703 | ... | ... | ... | ... | 9 | 9,455 | 445 | | |
| 165 | ... | ... | ... | ... | 1 | 1,127 | 72 | 1,506 | ... | 6 | 74,773 | 1,615 | 32,792 | 200 | 3 | 2,793 | 41 | ... | 19 | 77,566 | 1,656 | | |
| 9,696 | 268 | 536,500 | 12,043 | 31,162 | 5,742 | 6,610,314 | 297,143 | 1,400,581 | 303,38 | 12,942 | 3,884,617 | 249,497 | 1,610,724 | 272,840 | 7,130 | 830,670 | 79,344 | 74,825 | 20,072 | 4,715,287 | 328,841 | | |

Country for the Year ending 31st December, 1905.

| TOTAL. | | | | | | | | | | TOTAL. | | | | | | | | | |
|--------|----------|-----------|---------|-----------------|---------------|----------|------------|---------|-----------------|-------------|----------|-----------|--------|----------|------------|---------|-----------------|-----------|--|
| TOTAL. | | | | | WITH CARGOES. | | | | | IN BALLAST. | | | | | TOTAL. | | | | |
| Crews. | Vessels. | Tons. | Crews. | Cargoes. | | Vessels. | Tons. | Crews. | Cargoes. | | Vessels. | Tons. | Crews. | Vessels. | Tons. | Crews. | Cargoes. | | |
| | | | | Dis- charged | Transit | | | | Dis- charged | Transit | | | | | | | Dis- charged | Transit | |
| ... | 12 | 24,731 | 1,033 | 10,809 | 12,478 | 48 | 94,313 | 3,504 | 53,524 | 46,368 | 1 | 1,822 | 69 | 49 | 96,135 | 3,573 | 53,524 | 46,368 | |
| ... | 22 | 29,690 | 1,114 | 26,808 | 2,743 | 28 | 39,033 | 1,514 | 41,058 | 2,743 | ... | ... | ... | 28 | 39,033 | 1,514 | 41,058 | 2,743 | |
| 6,912 | 17,694 | 2,532,068 | 240,035 | 782,545 | 388,363 | 16,174 | 5,100,290 | 338,391 | 1,214,410 | 1,030,768 | 3,339 | 836,273 | 77,544 | 21,513 | 5,336,563 | 415,935 | 1,214,410 | 1,030,768 | |
| 341 | 117 | 124,523 | 5,336 | 90,479 | 56,076 | 370 | 206,702 | 9,047 | 236,212 | 77,546 | 11 | 13,287 | 372 | 181 | 219,989 | 9,419 | 236,212 | 77,546 | |
| 59 | 100 | 313,972 | 9,114 | 69,224 | 259,505 | 112 | 544,905 | 9,900 | 85,539 | 307,995 | 1 | 3,821 | 59 | 113 | 348,726 | 9,959 | 85,539 | 307,995 | |
| 159 | 48 | 45,054 | 1,794 | 7,617 | 5,000 | 54 | 49,370 | 2,446 | 10,347 | 5,000 | 4 | 4,951 | 159 | 58 | 54,321 | 2,405 | 10,347 | 5,000 | |
| ... | 23 | 35,834 | 6,9 | 17,374 | 53,083 | 211 | 592,167 | 11,099 | 225,440 | 879,872 | 3 | 3,586 | 106 | 214 | 595,733 | 11,205 | 225,440 | 879,872 | |
| 268 | 44 | 115,461 | 3,739 | 73,654 | 38,020 | 371 | 633,807 | 23,709 | 438,968 | 411,693 | 6 | 8,184 | 336 | 277 | 641,991 | 26,045 | 438,968 | 411,693 | |
| 236 | 174 | 436,533 | 10,426 | 351,633 | 102,511 | 413 | 1,030,039 | 23,529 | 863,891 | 310,211 | 16 | 38,755 | 722 | 429 | 1,074,794 | 24,251 | 863,891 | 310,211 | |
| 19 | 61 | 88,167 | 2,636 | 108,929 | 64,455 | 339 | 234,211 | 7,440 | 393,848 | 115,017 | 1 | 400 | 19 | 140 | 234,611 | 7,459 | 393,848 | 115,017 | |
| 285 | 57 | 14,100 | 1,541 | 4,615 | 266 | 49 | 11,875 | 1,256 | 4,615 | 266 | 8 | 2,225 | 285 | 57 | 14,100 | 1,541 | 4,615 | 266 | |
| 4,142 | 1,086 | 114,337 | 16,755 | 36,721 | 30 | 1370 | 628,970 | 48,612 | 93,016 | 180 | 345 | 31,388 | 4,142 | 1,815 | 660,558 | 52,754 | 93,016 | 180 | |
| ... | 2 | 1,818 | 59 | 2,600 | ... | 2 | 1,818 | 59 | 2,600 | ... | ... | ... | 2 | 1,818 | 59 | 2,600 | ... | ... | |
| ... | 22 | 2,287 | 22 | ... | ... | 1 | 2,384 | 32 | ... | 5,740 | 1 | 2,247 | 64 | 1 | 2,247 | 64 | ... | ... | |
| 773 | 35 | 44,703 | 1,355 | 8,262 | 4,670 | 395 | 268,866 | 13,741 | 100,235 | 17,822 | 35 | 38,640 | 1,423 | 230 | 307,566 | 15,164 | 100,235 | 17,822 | |
| 249 | 234 | 216,387 | 9,421 | 157,184 | 1,600 | 330 | 212,222 | 9,204 | 162,184 | 1,600 | 7 | 7,047 | 297 | 237 | 219,369 | 9,501 | 162,184 | 1,600 | |
| ... | 1 | 1,311 | 53 | 200 | ... | 1 | 1,311 | 53 | 200 | ... | ... | ... | 1 | 1,311 | 53 | 200 | ... | ... | |
| ... | 248 | 260,142 | 11,410 | 381,73 | 25,054 | 355 | 274,361 | 11,783 | 391,423 | 38,316 | ... | ... | 255 | 274,361 | 11,783 | 391,423 | 38,316 | ... | |
| ... | ... | ... | ... | ... | ... | 1 | 2,361 | 43 | 1,60 | ... | 6 | 21,029 | 421 | 6 | 21,029 | 421 | ... | ... | |
| ... | 1 | 822 | 28 | 800 | ... | 1 | 822 | 28 | 800 | ... | 4 | 8,803 | 268 | 5 | 11,164 | 311 | 260 | ... | |
| ... | 62 | 307,351 | 8,903 | 81,412 | 45,949 | 120 | 481,467 | 12,970 | 177,914 | 164,051 | ... | ... | 120 | 484,467 | 12,970 | 177,914 | 164,051 | | |
| 25 | 1 | 2,292 | 26 | ... | ... | 2 | 2,276 | 135 | 280 | 280 | 1 | 2,292 | 2 | 3 | 4,562 | 161 | 280 | 280 | |
| 3,491 | 29,028 | 4,711,983 | 335,970 | 2,212,779 | 1,079,623 | 13,074 | 10,300,778 | 536,500 | 4,415,006 | 3,415,418 | 5,790 | 1,027,237 | 86,334 | 25,764 | 11,328,015 | 622,634 | 4,415,006 | 3,415,418 | |

Country for the Year ending 31st December, 1905.

| TOTAL. | | | | | | | | | | TOTAL. | | | | | | | | | |
|--------|-----------|---------|-----------|----------|-----------------|-----------|---------|-----------|----------|-----------------|-----------|--------|---------|-----------------|------------|---------|-----------|----------|-----------------|
| TOTAL. | | | | | WITH CARGOES. | | | | | IN BALLAST. | | | | | TOTAL. | | | | |
| Crews. | Vessels. | Tons. | Crews. | Shipped. | | Vessels. | Tons. | Crews. | Shipped. | | Vessels. | Tons. | Crews. | Bunker Coal. | Vessels. | Tons. | Crews. | Shipped. | |
| | | | | Cargoes. | Bunker Coal. | | | | Cargoes. | Bunker Coal. | | | | | | | | Cargoes. | Bunker Coal. |
| 2 | 27,195 | 790 | 4,066 | 3,280 | 13 | 27,566 | 1,050 | 7,606 | 1,480 | 20 | 47,280 | 785 | 6,450 | 33 | 74,636 | 1,835 | 7,006 | 7,366 | |
| 5 | 5,360 | 323 | 1,543 | 1,900 | 12 | 17,007 | 789 | 2,814 | 4,60 | 1 | 984 | 68 | 250 | 13 | 17,991 | 857 | 2,814 | 4,410 | |
| 22 | 145,856 | 6,310 | 63,112 | ... | 49 | 232,681 | 11,405 | 92,167 | ... | ... | ... | ... | ... | 49 | 232,681 | 11,405 | 92,167 | ... | |
| 39 | 2,965,897 | 249,218 | 1,025,043 | 159,209 | 15,148 | 6,093,318 | 365,758 | 1,728,775 | 267,582 | 6,774 | 586,853 | 71,959 | 41,702 | 21,922 | 6,680,371 | 437,717 | 1,728,775 | 369,284 | |
| 93 | 247,503 | 10,739 | 45,096 | 42,516 | 188 | 225,392 | 1,664 | 64,539 | 41,815 | 90 | 123,001 | 3,570 | 16,823 | 278 | 345,193 | 14,034 | 64,539 | 58,638 | |
| 11 | 76,069 | 2,922 | 10,473 | 5,180 | 22 | 80,728 | 2,971 | 11,173 | 5,186 | 1 | 2,275 | 63 | ... | 23 | 83,003 | 3,024 | 11,173 | 5,180 | |
| 44 | 38,208 | 1,355 | 15,723 | 2,780 | 33 | 36,548 | 1,318 | 16,033 | 2,330 | 2 | 2,100 | 58 | 450 | 35 | 38,348 | 1,376 | 16,023 | 2,780 | |
| ... | ... | ... | ... | ... | 64 | 221,601 | 5,538 | 73,957 | 2,665 | 2 | 4,676 | 75 | ... | 66 | 225,677 | 5,603 | 73,957 | 2,665 | |
| 38 | 267,560 | 11,975 | 45,802 | 29,920 | 244 | 660,546 | 31,405 | 264,370 | 56,721 | 83 | 166,740 | 3,493 | 4,808 | 327 | 826,986 | 34,898 | 264,370 | 61,529 | |
| 2 | 337,030 | 7,757 | 186,540 | 21,485 | 355 | 822,321 | 18,867 | 395,428 | 47,847 | 83 | 161,263 | 3,415 | 5,114 | 438 | 986,584 | 22,282 | 395,428 | 52,961 | |
| 7 | 62,655 | 1,869 | 32,039 | 8,065 | 44 | 86,791 | 2,616 | 39,367 | 7,035 | 53 | 115,922 | 2,114 | 8,764 | 97 | 202,716 | 2,730 | 39,367 | 15,799 | |
| 4 | 41,477 | 4,558 | 14,267 | 9,899 | 12 | 40,348 | 4,469 | 14,546 | 9,249 | 5 | 2,335 | 164 | 170 | 12 | 42,683 | 4,633 | 14,546 | 9,419 | |
| 4 | 5,935 | 121 | 3,200 | 8,0 | 7 | 12,442 | 207 | 4,100 | 820 | ... | ... | ... | ... | 7 | 12,442 | 207 | 4,100 | 820 | |
| 6 | 110,212 | 16,12 | 41,865 | 1,176 | 1,630 | 725,388 | 50,572 | 68,030 | 9,421 | 189 | 21,655 | 1,857 | 140 | 819 | 747,243 | 52,429 | 68,030 | 9,361 | |
| 1 | 966 | 52 | 800 | 730 | 1 | 966 | 52 | 800 | 730 | ... | ... | ... | ... | 1 | 966 | 52 | 800 | 730 | |
| 3 | 45,530 | 1,320 | 9,043 | 3,695 | 206 | 306,065 | 14,252 | 157,171 | 40,230 | 12 | 22,029 | 397 | 1,500 | 213 | 328,094 | 14,649 | 157,171 | 41,730 | |
| 4 | 963,394 | 4,878 | 50,420 | 17,446 | 119 | 81,315 | 3,878 | 50,429 | 13,525 | 16 | 15,297 | 1,028 | 4,096 | 135 | 96,612 | 4,906 | 50,420 | 17,621 | |
| 3 | 4,685 | 111 | 870 | ... | 5 | 6,302 | 168 | ... | 1,330 | ... | ... | ... | ... | 5 | 6,202 | 168 | ... | 1,330 | |
| 6 | 147,730 | 6,330 | 23,197 | 37,401 | 97 | 172,631 | 4,822 | 32,199 | 26,711 | 52 | 61,306 | 2,113 | 12,230 | 149 | 173,937 | 6,535 | 32,199 | 38,941 | |
| ... | ... | ... | ... | ... | 5 | 15,960 | 400 | 3,600 | 1,787 | ... | ... | ... | ... | 5 | 15,960 | 400 | 3,600 | 1,787 | |
| 9 | 9,455 | 445 | 3,253 | 1,703 | 10 | 11,306 | 482 | 3,283 | 1,703 | 8 | 19,036 | 509 | 1,490 | 18 | 30,842 | 791 | 3,283 | 3,193 | |
| 9 | 77,566 | 1,656 | 32,732 | 200 | 40 | 138,642 | 2,790 | 69,402 | 1,650 | 6 | 9,171 | 129 | ... | 46 | 147,813 | 3,919 | 69,402 | 1,650 | |
| ... | ... | ... | ... | ... | 1 | 1,127 | 72 | 1,500 | 165 | ... | ... | ... | ... | 1 | 1,127 | 72 | 1,500 | 165 | |
| 2 | 4,715,287 | 328,811 | 1,610,724 | 347,635 | 18,416 | 9,958,331 | 534,691 | 3,011,305 | 545,536 | 7,398 | 1,367,170 | 91,387 | 165,987 | 25,814 | 11,325,601 | 623,984 | 3,011,305 | 651,523 | |

TOTAL NUMBER, TONNAGE, CREWS, AND CAPACITY

| NAMES OF PORTS. | BRITISH. | | | | | | | | | | | | | | WITH | | |
|---------------------|---------------|-----------|---------|------------------|-----------|-------------|---------|--------|-------|-----------|---------|------------------|-----------|--------|-----------|-------|----|
| | WITH CARGOES. | | | | | IN BALLAST. | | | | TOTAL. | | | | | Vls. | Tons. | Cr |
| | Vls. | Tons. | Crews. | Cargoes. | | Vls. | Tons. | Crews. | Vls. | Tons. | Crews. | Cargoes. | | Vls. | | | |
| | | | | Dis- charged. | Transit. | | | | | | | Dis- charged. | Transit. | | | | |
| Aberdeen, | ... | ... | ... | ... | ... | ... | ... | ... | ... | ... | ... | ... | ... | 211 | 7,025 | 1 | |
| Cheung Chau, | ... | ... | ... | ... | ... | ... | ... | ... | ... | ... | ... | ... | ... | 240 | 4,575 | 1 | |
| Deep Bay, | ... | ... | ... | ... | ... | ... | ... | ... | ... | ... | ... | ... | ... | ... | ... | ... | |
| Hungghom, | ... | ... | ... | ... | ... | ... | ... | ... | ... | ... | ... | ... | ... | 820 | 15,717 | 4 | |
| Long Ket, | ... | ... | ... | ... | ... | ... | ... | ... | ... | ... | ... | ... | ... | ... | ... | ... | |
| Sai Kung, | ... | ... | ... | ... | ... | ... | ... | ... | ... | ... | ... | ... | ... | 21 | 486 | ... | |
| Sham Shui-po, | ... | ... | ... | ... | ... | ... | ... | ... | ... | ... | ... | ... | ... | 2,329 | 241,264 | 19 | |
| Shaukiwan, | ... | ... | ... | ... | ... | ... | ... | ... | ... | ... | ... | ... | ... | 519 | 15,384 | 4 | |
| Stanley, | ... | ... | ... | ... | ... | ... | ... | ... | ... | ... | ... | ... | ... | 14 | 232 | ... | |
| Tai O, | ... | ... | ... | ... | ... | ... | ... | ... | ... | ... | ... | ... | ... | 69 | 2,336 | ... | |
| Tai Po, | ... | ... | ... | ... | ... | ... | ... | ... | ... | ... | ... | ... | ... | 13 | 235 | ... | |
| Victoria, | 5,481 | 6,277,768 | 284,121 | 2,202,227 | 2,335,795 | 260 | 338,264 | 12,843 | 5,741 | 6,616,032 | 296,664 | 2,202,227 | 2,335,795 | 10,257 | 3,735,756 | 22 | |
| Total, | 5,481 | 6,277,768 | 284,121 | 2,202,227 | 2,335,795 | 260 | 338,264 | 12,843 | 5,741 | 6,616,032 | 296,664 | 2,202,227 | 2,335,795 | 14,493 | 4,023,010 | 25 | |

TOTAL NUMBER, TONNAGE, CREWS, AND CAPACITY

| NAMES OF PORTS. | BRITISH. | | | | | | | | | | | | | | Vls. | T |
|---------------------|---------------|-----------|---------|-----------|-----------------|-------------|---------|--------|-----------------|--------|-----------|---------|-----------|-----------------|--------|-----|
| | WITH CARGOES. | | | | | IN BALLAST. | | | | TOTAL. | | | | | | |
| | Vls. | Tons. | Crews. | Shipped. | | Vls. | Tons. | Crews. | Bunker Coal. | Vls. | Tons. | Crews. | Shipped. | | Vls. | T |
| | | | | Cargoes. | Bunker Coal. | | | | | | | | Cargoes. | Bunker Coal. | | |
| Aberdeen, | ... | ... | ... | ... | ... | ... | ... | ... | ... | ... | ... | ... | ... | ... | 59 | ... |
| Cheung Chau, | ... | ... | ... | ... | ... | ... | ... | ... | ... | ... | ... | ... | ... | ... | 38 | ... |
| Deep Bay, | ... | ... | ... | ... | ... | ... | ... | ... | ... | ... | ... | ... | ... | ... | ... | ... |
| Hungghom, | ... | ... | ... | ... | ... | ... | ... | ... | ... | ... | ... | ... | ... | ... | 581 | ... |
| Long Ket, | ... | ... | ... | ... | ... | ... | ... | ... | ... | ... | ... | ... | ... | ... | ... | ... |
| Sai Kung, | ... | ... | ... | ... | ... | ... | ... | ... | ... | ... | ... | ... | ... | ... | 2 | ... |
| Sham Shui-po, | ... | ... | ... | ... | ... | ... | ... | ... | ... | ... | ... | ... | ... | ... | 1,295 | 1 |
| Shaukiwan, | ... | ... | ... | ... | ... | ... | ... | ... | ... | ... | ... | ... | ... | ... | 335 | ... |
| Stanley, | ... | ... | ... | ... | ... | ... | ... | ... | ... | ... | ... | ... | ... | ... | 11 | ... |
| Tai O, | ... | ... | ... | ... | ... | ... | ... | ... | ... | ... | ... | ... | ... | ... | 12 | ... |
| Tai Po, | ... | ... | ... | ... | ... | ... | ... | ... | ... | ... | ... | ... | ... | ... | 5 | ... |
| Victoria, | 5,474 | 6,073,814 | 285,100 | 1,400,581 | 272,696 | 268 | 536,500 | 12,043 | 31,162 | 5,742 | 6,610,314 | 297,143 | 1,400,581 | 303,858 | 10,604 | 3.7 |
| Total, | 5,474 | 6,073,814 | 285,100 | 1,400,581 | 272,696 | 268 | 536,500 | 12,043 | 31,162 | 5,742 | 6,610,314 | 297,143 | 1,400,581 | 303,858 | 12,942 | 3.8 |

Table III.

TOTAL NUMBER, TONNAGE, CREWS, AND CARGOES OF VESSELS ENTERED AT EACH PORT IN THE COLONIES

| BRITISH. | | | | | | | FOREIGN. | | | | | | | | | | | | |
|-------------|--------|-------|-----------|---------|------------------|-----------|---------------|-----------|---------|------------------|-----------|-------------|---------|--------|--------|-----------|---------|------------------|-----------|
| IN BALLAST. | | | TOTAL. | | | | WITH CARGOES. | | | | | IN BALLAST. | | | TOTAL. | | | | |
| Tons. | Crews. | Vls. | Tons. | Crews. | Cargoes. | | Vls. | Tons. | Crews. | Cargoes. | | Vls. | Tons. | Crews. | Vls. | Tons. | Crews. | Cargoes. | |
| | | | | | Dis- charged. | Transit. | | | | Dis- charged. | Transit. | | | | | | | Dis- charged. | Transit. |
| ... | ... | ... | ... | ... | ... | ... | 211 | 7,025 | 1,444 | 3,920 | ... | 50 | 2,288 | 416 | 261 | 9,313 | 1,860 | 3,920 | ... |
| ... | ... | ... | ... | ... | ... | ... | 240 | 4,575 | 1,120 | 2,907 | ... | 42 | 1,149 | 724 | 282 | 5,724 | 1,394 | 2,907 | ... |
| ... | ... | ... | ... | ... | ... | ... | 820 | 15,717 | 4,020 | 13,361 | ... | 107 | 3,777 | 677 | 927 | 19,494 | 4,697 | 13,361 | ... |
| ... | ... | ... | ... | ... | ... | ... | 21 | 486 | 120 | 269 | ... | 1 | 6 | 5 | 22 | 492 | 125 | 269 | ... |
| ... | ... | ... | ... | ... | ... | ... | 2,320 | 241,264 | 19,951 | 151,790 | ... | 1,166 | 98,199 | 8,645 | 3,495 | 339,463 | 28,596 | 151,790 | ... |
| ... | ... | ... | ... | ... | ... | ... | 519 | 15,384 | 4,045 | 8,614 | ... | 78 | 2,784 | 561 | 597 | 18,168 | 4,606 | 8,614 | ... |
| ... | ... | ... | ... | ... | ... | ... | 14 | 232 | 81 | 128 | ... | 10 | 67 | 39 | 24 | 299 | 120 | 128 | ... |
| ... | ... | ... | ... | ... | ... | ... | 69 | 2,336 | 528 | 809 | ... | 13 | 364 | 112 | 82 | 2,700 | 640 | 809 | ... |
| ... | ... | ... | ... | ... | ... | ... | 13 | 235 | 69 | 137 | ... | 3 | 20 | 15 | 16 | 255 | 84 | 137 | ... |
| 338,264 | 12,843 | 5,741 | 6,616,032 | 296,642 | 2,202,227 | 2,935,795 | 10,257 | 3,735,756 | 220,801 | 2,030,844 | 1,079,623 | 4,060 | 583,319 | 62,747 | 14,317 | 4,316,076 | 283,548 | 2,030,844 | 1,079,623 |
| 338,264 | 12,843 | 5,741 | 6,616,032 | 296,642 | 2,202,227 | 2,935,795 | 14,493 | 4,023,010 | 252,179 | 2,212,779 | 1,079,623 | 5,530 | 688,973 | 73,491 | 20,023 | 4,711,983 | 325,670 | 2,212,779 | 1,079,623 |

Table IV.

TOTAL NUMBER, TONNAGE, CREWS, AND CARGOES OF VESSELS CLEARED AT EACH PORT IN THE COLONIES

| BRITISH. | | | | | | | FOREIGN. | | | | | | | | | | | | |
|-------------|--------|-----------------|--------|-----------|---------|-----------|-----------------|--------|-----------|---------|-----------|-----------------|-------|---------|--------|-----------------|--------|-----------|---------|
| IN BALLAST. | | | TOTAL. | | | | WITH CARGOES. | | | | | IN BALLAST. | | | TOTAL. | | | | |
| Tons. | Crews. | Bunker Coal. | Vls. | Tons. | Crews. | Shipped. | | Vls. | Tons. | Crews. | Shipped. | | Vls. | Tons. | Crews. | Bunker Coal. | Vls. | Tons. | Crews. |
| | | | | | | Cargoes. | Bunker Coal. | | | | Cargoes. | Bunker Coal. | | | | | | | |
| ... | ... | ... | ... | ... | ... | ... | ... | 59 | 2,054 | 419 | 919 | ... | 151 | 4,051 | 1,007 | ... | 210 | 3,105 | 1,422 |
| ... | ... | ... | ... | ... | ... | ... | ... | 38 | 1,055 | 244 | 674 | ... | 247 | 4,668 | 1,415 | ... | 285 | 3,723 | 1,655 |
| ... | ... | ... | ... | ... | ... | ... | ... | 581 | 18,924 | 3,594 | 14,781 | ... | 443 | 8,732 | 2,263 | ... | 1,024 | 27,656 | 5,855 |
| ... | ... | ... | ... | ... | ... | ... | ... | 2 | 86 | 14 | 19 | ... | 15 | 367 | 87 | ... | 17 | 453 | 10 |
| ... | ... | ... | ... | ... | ... | ... | ... | 1,295 | 120,354 | 11,009 | 68,717 | ... | 2,203 | 231,260 | 19,060 | ... | 3,498 | 33,614 | 30,066 |
| ... | ... | ... | ... | ... | ... | ... | ... | 335 | 12,957 | 3,077 | 5,308 | ... | 314 | 6,552 | 1,810 | ... | 649 | 11,509 | 4,887 |
| ... | ... | ... | ... | ... | ... | ... | ... | 11 | 261 | 77 | 76 | ... | 11 | 50 | 35 | ... | 22 | 311 | 13 |
| ... | ... | ... | ... | ... | ... | ... | ... | 12 | 337 | 83 | 123 | ... | 58 | 1,862 | 470 | ... | 70 | 1,199 | 55 |
| ... | ... | ... | ... | ... | ... | ... | ... | 5 | 67 | 22 | 12 | ... | 9 | 940 | 71 | ... | 14 | 1,007 | 9 |
| 536,500 | 12,043 | 31,162 | 5,742 | 6,610,314 | 297,143 | 1,400,581 | 303,858 | 10,604 | 3,728,522 | 230,958 | 1,520,095 | 272,820 | 3,679 | 572,185 | 53,126 | 74,825 | 12,233 | 4,300,710 | 284,081 |
| 536,500 | 12,043 | 31,162 | 5,742 | 6,610,314 | 297,143 | 1,400,581 | 303,858 | 12,942 | 3,884,617 | 249,497 | 1,610,724 | 272,820 | 7,130 | 830,676 | 79,344 | 74,825 | 18,072 | 4,752,871 | 284,841 |

THE COLONY OF HONGKONG, IN THE YEAR 1905.

| TOTAL. | | | | | | | | | | | | | | |
|------------------|-----------|---------------|------------|---------|------------------|-----------|-------------|-----------|--------|--------|------------|---------|------------------|-----------|
| Cargoes. | | WITH CARGOES. | | | | | IN BALLAST. | | | TOTAL. | | | | |
| Dis- charged. | Transit. | Vls. | Tons. | Crews. | Cargoes. | | Vls. | Tons. | Crews. | Vls. | Tons. | Crews. | Cargoes. | |
| | | | | | Dis- charged. | Transit. | | | | | | | Dis- charged. | Transit. |
| 3,920 | ... | 211 | 7,025 | 1,444 | 3,920 | ... | 50 | 2,288 | 416 | 261 | 9,313 | 1,860 | 3,920 | ... |
| 2,907 | ... | 240 | 4,575 | 1,120 | 2,907 | ... | 49 | 1,149 | 274 | 282 | 5,724 | 1,394 | 2,907 | ... |
| 3,361 | ... | 820 | 15,717 | 4,020 | 13,861 | ... | 107 | 3,777 | 677 | 927 | 19,494 | 4,697 | 13,361 | ... |
| 269 | ... | 21 | 486 | 120 | 269 | ... | 1 | 6 | 5 | 22 | 492 | 125 | 269 | ... |
| 1,790 | ... | 2,329 | 241,204 | 19,951 | 151,790 | ... | 1,166 | 98,199 | 8,645 | 3,495 | 339,463 | 28,596 | 151,790 | ... |
| 8,614 | ... | 519 | 15,384 | 4,045 | 8,614 | ... | 78 | 2,784 | 561 | 597 | 18,168 | 4,606 | 8,614 | ... |
| 128 | ... | 14 | 232 | 81 | 128 | ... | 10 | 67 | 39 | 24 | 299 | 120 | 128 | ... |
| 809 | ... | 60 | 2,336 | 528 | 809 | ... | 13 | 364 | 112 | 82 | 2,700 | 640 | 809 | ... |
| 137 | ... | 13 | 235 | 69 | 137 | ... | 3 | 20 | 15 | 16 | 255 | 84 | 137 | ... |
| 6,844 | 1,079,623 | 15,738 | 10,013,524 | 504,922 | 4,233,071 | 3,415,418 | 4,320 | 918,583 | 75,590 | 20,058 | 10,932,107 | 580,512 | 4,233,071 | 3,415,418 |
| 7,991 | 1,079,623 | 19,974 | 10,300,778 | 536,300 | 4,415,006 | 3,415,418 | 5,790 | 1,027,237 | 86,334 | 25,764 | 11,328,015 | 622,634 | 4,415,006 | 3,415,418 |

THE COLONY OF HONGKONG, IN THE YEAR 1905.

| TOTAL. | | | | | | | | | | | | | | | | | |
|--------|--------|---------------|-----------------|--------|-----------|---------|-------------|-----------------|-------|-----------|--------|-----------------|--------|------------|---------|-----------|-----------------|
| TOTAL. | | WITH CARGOES. | | | | | IN BALLAST. | | | | TOTAL. | | | | | | |
| Tons. | Crews. | Shipped. | | Vls. | Tons. | Crews. | Shipped. | | Vls. | Tons. | Crews. | Bunker Coal. | Vls. | Tons. | Crews. | Shipped. | |
| | | Cargoes. | Bunker Coal. | | | | Cargoes. | Bunker Coal. | | | | | | | | Cargoes. | Bunker Coal. |
| 3,105 | 1,426 | 919 | ... | 59 | 2,054 | 419 | 919 | ... | 151 | 4,051 | 1,007 | ... | 210 | 5,102 | 1,426 | 919 | ... |
| 1,723 | 1,659 | 674 | ... | 38 | 1,055 | 244 | 674 | ... | 247 | 4,668 | 1,415 | ... | 285 | 5,333 | 1,659 | 674 | ... |
| 2,656 | 5,857 | 14,781 | ... | 581 | 18,924 | 3,594 | 14,781 | ... | 443 | 8,732 | 2,263 | ... | 1,024 | 27,656 | 5,857 | 14,781 | ... |
| 453 | 101 | 19 | ... | 2 | 86 | 14 | 19 | ... | 15 | 367 | 87 | ... | 17 | 453 | 101 | 19 | ... |
| 15,614 | 30,069 | 68,717 | ... | 1,295 | 120,354 | 11,069 | 68,717 | ... | 2,203 | 231,260 | 19,960 | ... | 3,498 | 351,614 | 30,069 | 68,717 | ... |
| 11,509 | 4,887 | 5,308 | ... | 335 | 12,957 | 3,077 | 5,308 | ... | 314 | 6,552 | 1,810 | ... | 649 | 19,509 | 4,887 | 5,308 | ... |
| 311 | 112 | 76 | ... | 11 | 261 | 77 | 76 | ... | 11 | 50 | 35 | ... | 22 | 311 | 112 | 76 | ... |
| 1,109 | 553 | 123 | ... | 12 | 337 | 83 | 123 | ... | 58 | 1,862 | 470 | ... | 70 | 2,199 | 553 | 123 | ... |
| 1,007 | 93 | 12 | ... | 5 | 67 | 22 | 12 | ... | 9 | 940 | 71 | ... | 14 | 1,007 | 93 | 12 | ... |
| 30,710 | 34,084 | 1,520,095 | 347,665 | 16,078 | 9,802,336 | 516,658 | 2,920,676 | 545,536 | 3,947 | 1,108,688 | 65,169 | 105,987 | 20,025 | 10,911,024 | 581,227 | 2,920,676 | 651,523 |
| 35,287 | 38,841 | 1,610,724 | 347,665 | 18,416 | 9,958,431 | 534,597 | 3,011,305 | 545,536 | 7,398 | 1,367,170 | 91,387 | 105,987 | 25,814 | 11,325,601 | 625,984 | 3,011,305 | 651,523 |

Table V.

NUMBER, TONNAGE and CREWS of Vessels of each Nation ENTERED at Ports in the Colony of Hongkong, in the Year 1905.

| NATIONALITY OF VESSELS. | ENTERED. | | | | | | | | |
|--|---------------|------------|---------|-------------|-----------|--------|----------|------------|---------|
| | WITH CARGOES. | | | IN BALLAST. | | | TOTAL. | | |
| | Vessels. | Tons. | Crews. | Vessels. | Tons. | Crews. | Vessels. | Tons. | Crews. |
| British, | 5,481 | 6,277,768 | 284,121 | 260 | 338,264 | 12,843 | 5,741 | 6,616,032 | 296,964 |
| American, | 59 | 315,690 | 9,995 | 7 | 6,594 | 209 | 66 | 322,284 | 10,204 |
| Austrian, | 26 | 88,326 | 1,841 | ... | ... | ... | 26 | 88,326 | 1,841 |
| Belgian, | 1 | 1,794 | 23 | ... | ... | ... | 1 | 1,794 | 23 |
| Chinese, | 271 | 225,546 | 15,368 | 10 | 12,988 | 774 | 281 | 238,534 | 16,142 |
| Chinese Junks, | 11,842 | 967,527 | 133,924 | 4,867 | 461,439 | 62,320 | 16,709 | 1,428,966 | 196,244 |
| Danish, | 15 | 18,713 | 484 | 3 | 5,493 | 88 | 18 | 24,206 | 572 |
| Dutch, | 32 | 73,980 | 1,836 | 3 | 3,225 | 94 | 35 | 77,205 | 1,930 |
| French, | 483 | 560,072 | 23,519 | 17 | 22,132 | 803 | 500 | 582,204 | 24,322 |
| German, | 810 | 1,310,221 | 43,130 | 78 | 86,227 | 2,736 | 888 | 1,396,448 | 45,866 |
| Italian, | 42 | 46,133 | 2,054 | 14 | 5,359 | 508 | 56 | 51,492 | 2,562 |
| Japanese, | 27 | 33,913 | 1,833 | 2 | 660 | 42 | 29 | 34,573 | 1,875 |
| Norwegian, | 295 | 319,642 | 9,202 | 52 | 63,036 | 1,846 | 347 | 382,678 | 11,048 |
| Portuguese, | 141 | 23,288 | 2,305 | 6 | 1,148 | 193 | 147 | 24,436 | 2,498 |
| Russian, | 1 | 2,903 | 56 | ... | ... | ... | 1 | 2,903 | 56 |
| Swedish, | 13 | 12,804 | 358 | 6 | 7,406 | 190 | 19 | 20,210 | 548 |
| Steam-ships under 60 tons trading to Ports outside the Colony, | 435 | 22,458 | 6,251 | 465 | 13,266 | 3,688 | 900 | 35,724 | 9,939 |
| TOTAL, | 19,974 | 10,300,778 | 536,300 | 5,790 | 1,027,237 | 86,334 | 25,764 | 11,328,015 | 622,634 |

Table VI.

NUMBER, TONNAGE and CREWS of Vessels of each of Nation CLEARED at Ports in the Colony of Hongkong, in the Year 1905.

| NATIONALITY OF VESSELS. | CLEARED. | | | | | | | | |
|--|---------------|-----------|---------|-------------|-----------|--------|----------|------------|---------|
| | WITH CARGOES. | | | IN BALLAST. | | | TOTAL. | | |
| | Vessels. | Tons. | Crews. | Vessels. | Tons. | Crews. | Vessels. | Tons. | Crews. |
| British, | 5,474 | 6,073,814 | 285,100 | 268 | 536,500 | 12,043 | 5,742 | 6,610,314 | 297,143 |
| American, | 56 | 311,724 | 10,222 | 8 | 8,545 | 231 | 64 | 320,269 | 10,453 |
| Austrian, | 25 | 84,471 | 2,143 | ... | ... | ... | 25 | 84,471 | 2,143 |
| Belgian, | 1 | 1,794 | 34 | ... | ... | ... | 1 | 1,794 | 34 |
| Chinese, | 281 | 239,074 | 16,218 | 2 | 748 | 88 | 283 | 239,822 | 16,306 |
| Chinese Junks, | 10,457 | 1,020,541 | 138,266 | 6,309 | 425,933 | 62,235 | 16,766 | 1,446,474 | 200,501 |
| Danish, | 11 | 17,464 | 235 | 7 | 6,742 | 175 | 18 | 24,206 | 410 |
| Dutch, | 34 | 76,135 | 2,133 | 1 | 1,070 | 31 | 35 | 77,205 | 2,164 |
| French, | 488 | 575,706 | 23,345 | 13 | 11,206 | 533 | 501 | 586,912 | 23,878 |
| German, | 659 | 1,148,794 | 35,719 | 227 | 241,271 | 9,308 | 884 | 1,390,065 | 45,027 |
| Italian, | 51 | 50,371 | 2,426 | 5 | 1,112 | 179 | 56 | 51,483 | 2,605 |
| Japanese, | 23 | 25,593 | 1,712 | 6 | 8,980 | 294 | 29 | 34,573 | 2,006 |
| Norwegian, | 266 | 270,266 | 7,749 | 74 | 105,021 | 2,216 | 340 | 375,287 | 9,965 |
| Portuguese, | 142 | 23,633 | 2,519 | 3 | 462 | 94 | 145 | 24,095 | 2,613 |
| Russian, | 1 | 2,903 | 53 | ... | ... | ... | 1 | 2,903 | 53 |
| Swedish, | 12 | 13,690 | 472 | 6 | 5,522 | 176 | 18 | 19,212 | 648 |
| No Flag, | ... | ... | ... | 6 | 792 | 96 | 6 | 792 | 96 |
| Steam-ships under 60 tons trading to Ports outside the Colony, | 435 | 22,458 | 6,251 | 465 | 13,266 | 3,688 | 900 | 35,724 | 9,939 |
| TOTAL, | 18,416 | 9,958,431 | 534,597 | 7,398 | 1,367,170 | 91,387 | 25,814 | 11,325,601 | 625,984 |

Table VII.

Total Number, Tonnage, Crews, Passengers and Cargo of Junks ENTERED at Ports in the Colony of Hongkong, from Ports on the Coast of China, and Macao, during the Year ending 31st December, 1905.

| | CARGO. | | | | | BALLAST. | | | | TOTAL. | | | | |
|---|---------------|----------------|----------------|------------------|-------------------------------|--------------|----------------|---------------|------------------|---------------|------------------|----------------|------------------|-------------------------------|
| | Ves-sels. | Tons. | Crews. | Passen- gers. | Cargo Discharged. Tons. | Ves-sels. | Tons. | Crews. | Passen- gers. | Ves-sels. | Tons. | Crews. | Passen- gers. | Cargo Discharged. Tons. |
| East Coast,.... | 2,900 | 174,087 | 19,705 | 106 | 112,985 | 367 | 18,285 | 2,739 | 3 | 3,267 | 192,372 | 22,444 | 109 | 112,985 |
| San On Dis- trict, West River, &c., } | 8,112 | 709,963 | 103,792 | 18,847 | 387,594 | 3,877 | 390,852 | 53,397 | 22,856 | 11,989 | 1,100,815 | 157,89 | 4,703 | 387,594 |
| West Coast, ... | 389 | 28,310 | 3,424 | 10 | 18,282 | 283 | 22,222 | 2,227 | ... | 672 | 50,532 | 5,651 | 10 | 18,282 |
| Macao, | 441 | 55,167 | 7,003 | 45 | 24,661 | 340 | 30,080 | 3,957 | ... | 781 | 85,247 | 10,960 | 45 | 24,661 |
| Total,... | 11,842 | 967,527 | 133,924 | 19,008 | 543,522 | 4,867 | 461,439 | 62,320 | 22,859 | 16,709 | 1,428,966 | 196,244 | 41,867 | 543,522 |

Table VIII.

Total Number, Tonnage, Crews, Passengers and Cargo of Junks CLEARED at Ports in the Colony of Hongkong, for Ports on the Coast of China, and Macao, during the Year ending 31st December, 1905.

| | CARGO. | | | | | BALLAST. | | | | TOTAL. | | | | |
|---|---------------|------------------|----------------|------------------|----------------------------|--------------|----------------|---------------|------------------|---------------|------------------|----------------|------------------|----------------------------|
| | Ves-sels. | Tons. | Crews. | Passen- gers. | Cargo Shipped. Tons. | Ves-sels. | Tons. | Crews. | Passen- gers. | Ves-sels. | Tons. | Crews. | Passen- gers. | Cargo Shipped. Tons. |
| East Coast,.... | 1,290 | 65,050 | 9,105 | 92 | 40,977 | 2,313 | 158,478 | 17,299 | 10 | 3,603 | 223,528 | 26,404 | 102 | 40,977 |
| San On Dis- trict, West River, &c., } | 3,347 | 872,047 | 117,712 | 26,100 | 567,798 | 3,507 | 225,594 | 40,632 | 19,669 | 11,854 | 1,097,641 | 158,344 | 45,769 | 567,798 |
| West Coast, ... | 272 | 21,958 | 2,597 | 7 | 16,376 | 305 | 21,809 | 2,633 | 10 | 577 | 43,767 | 5,230 | 17 | 16,376 |
| Macao, | 548 | 61,483 | 8,852 | 46 | 39,953 | 184 | 20,052 | 1,671 | ... | 732 | 81,538 | 10,523 | 46 | 39,953 |
| Total,... | 10,457 | 1,020,541 | 138,266 | 26,245 | 665,104 | 6,309 | 425,933 | 62,235 | 19,689 | 16,766 | 1,446,474 | 200,501 | 45,934 | 665,104 |

Table IX.

Total Number, Tonnage, Crews, Passengers and Cargo of Junks ENTERED at each Port in the Colony of Hongkong, (exclusive of Local Trade), during the Year ending 31st December, 1905.

| | CARGO. | | | | | BALLAST. | | | | TOTAL. | | | | |
|------------------|---------------|----------------|----------------|------------------|-------------------------------|--------------|----------------|---------------|------------------|---------------|------------------|----------------|------------------|-------------------------------|
| | Ves-sels. | Tons. | Crews. | Passen- gers. | Cargo Discharged. Tons. | Ves-sels. | Tons. | Crews. | Passen- gers. | Ves-sels. | Tons. | Crews. | Passen- gers. | Cargo Discharged. Tons. |
| Aberdeen,..... | 211 | 7,025 | 1,444 | ... | 3,920 | 50 | 2,288 | 416 | ... | 261 | 9,313 | 1,860 | ... | 3,920 |
| Cheung Cháu, | 240 | 4,575 | 1,120 | ... | 2,907 | 42 | 1,149 | 274 | ... | 282 | 5,724 | 1,394 | ... | 2,907 |
| Deep Bay,..... | ... | ... | ... | ... | ... | ... | ... | ... | ... | ... | ... | ... | ... | ... |
| Hungghau,..... | 820 | 15,717 | 4,020 | 144 | 13,361 | 107 | 3,777 | 677 | 48 | 927 | 19,494 | 4,697 | 192 | 13,361 |
| Long Ket, ... | ... | ... | ... | ... | ... | ... | ... | ... | ... | ... | ... | ... | ... | ... |
| Sai Kung,..... | 21 | 486 | 120 | ... | 269 | 1 | 6 | 5 | ... | 22 | 492 | 125 | ... | 269 |
| Sham Shui-po, | 2,329 | 241,264 | 19,951 | ... | 151,790 | 1,166 | 98,199 | 8,645 | ... | 3,495 | 339,463 | 28,596 | ... | 151,790 |
| Shaukiwán, ... | 519 | 15,384 | 4,045 | 45 | 8,614 | 78 | 2,784 | 561 | ... | 597 | 18,168 | 4,606 | 45 | 8,614 |
| Stanley,..... | 14 | 232 | 81 | 45 | 128 | 10 | 67 | 39 | ... | 24 | 299 | 120 | 45 | 128 |
| Tai O, | 69 | 2,336 | 524 | ... | 909 | 13 | 364 | 112 | ... | 82 | 2,700 | 640 | ... | 909 |
| Tai Po, | 13 | 235 | 69 | 1 | 137 | 3 | 20 | 15 | ... | 16 | 255 | 84 | 1 | 137 |
| Victoria, | 7,606 | 680,273 | 102,546 | 18,773 | 361,587 | 3,397 | 352,785 | 51,576 | 22,811 | 11,003 | 1,033,058 | 154,122 | 41,584 | 361,587 |
| Total,... | 11,842 | 967,527 | 133,924 | 19,008 | 543,522 | 4,867 | 461,439 | 62,320 | 22,859 | 16,709 | 1,428,966 | 196,244 | 41,867 | 543,522 |

Table X.

Total Number, Tonnage, Crews, Passengers and Cargo of Junks *CLEARED* at each Port in the Colony of Hongkong, (exclusive of Local Trade), during the Year ending 31st December, 1905.

| | CARGO. | | | | | BALLAST. | | | | TOTAL. | | | | |
|-----------------|-----------|-----------|---------|--------------|----------------------|-----------|---------|--------|--------------|-----------|-----------|---------|--------------|----------------------|
| | Ves-sels. | Tons. | Crews. | Passen-gers. | Cargo Shipped. Tons. | Ves-sels. | Tons. | Crews. | Passen-gers. | Ves-sels. | Tons. | Crews. | Passen-gers. | Cargo Shipped. Tons. |
| Aberdeen,..... | 59 | 2,054 | 419 | ... | 919 | 151 | 4,051 | 1,007 | ... | 210 | 6,105 | 1,426 | ... | 919 |
| Cheung Cháu, | 38 | 1,055 | 244 | ... | 674 | 247 | 4,668 | 1,415 | ... | 285 | 5,723 | 1,659 | ... | 674 |
| Deep Bay, ... | ... | ... | ... | ... | ... | ... | ... | ... | ... | ... | ... | ... | ... | ... |
| Hungghòu,..... | 581 | 18,924 | 3,594 | 133 | 14,781 | 443 | 8,732 | 2,263 | 434 | 1,024 | 27,656 | 5,857 | 567 | 14,781 |
| Long Ket, ... | ... | ... | ... | ... | ... | ... | ... | ... | ... | ... | ... | ... | ... | ... |
| Sai Kung,..... | 2 | 86 | 14 | ... | 19 | 15 | 367 | 87 | ... | 17 | 453 | 101 | ... | 19 |
| Sham Shui-po, | 1,295 | 120,354 | 11,009 | ... | 68,717 | 2,203 | 231,260 | 19,060 | ... | 3,498 | 351,614 | 30,069 | ... | 68,717 |
| Shauiwán, ... | 335 | 12,957 | 3,077 | 45 | 5,308 | 314 | 6,552 | 1,810 | ... | 649 | 19,509 | 4,887 | 45 | 5,308 |
| Stanley,..... | 11 | 261 | 77 | 45 | 76 | 11 | 50 | 35 | ... | 22 | 311 | 112 | 45 | 76 |
| Tai O, | 12 | 337 | 83 | ... | 123 | 58 | 1,862 | 470 | ... | 70 | 2,199 | 553 | ... | 123 |
| Tai Po, | 5 | 67 | 22 | 3 | 18 | 9 | 940 | 71 | ... | 14 | 1,007 | 93 | 3 | 18 |
| Victoria, | 8,119 | 864,446 | 119,727 | 26,019 | 574,469 | 2,858 | 167,451 | 36,017 | 19,255 | 10,977 | 1,031,897 | 155,744 | 45,274 | 574,469 |
| Total,... | 10,457 | 1,020,541 | 138,266 | 26,245 | 665,104 | 6,309 | 425,933 | 62,235 | 19,689 | 16,766 | 1,446,474 | 200,501 | 45,934 | 665,104 |

Table XI.

Return of Junks (Local Trade) *ENTERED* at each Port in the Colony of Hongkong, during the Year ending 31st December, 1905.

| | CARGO. | | | | | BALLAST. | | | | TOTAL. | | | | |
|-----------------|-----------|---------|---------|--------------|-------------------------|-----------|---------|---------|--------------|-----------|-----------|---------|--------------|-------------------------|
| | Ves-sels. | Tons. | Crews. | Passen-gers. | Cargo Discharged. Tons. | Ves-sels. | Tons. | Crews. | Passen-gers. | Ves-sels. | Tons. | Crews. | Passen-gers. | Cargo Discharged. Tons. |
| Aberdeen,..... | 125 | 5,750 | 1,209 | ... | 3,835 | 56 | 1,839 | 433 | ... | 181 | 7,589 | 1,642 | ... | 3,835 |
| Cheung Cháu, | 29 | 747 | 156 | ... | 465 | 20 | 426 | 91 | ... | 49 | 1,173 | 247 | ... | 465 |
| Deep Bay, ... | ... | ... | ... | ... | ... | ... | ... | ... | ... | ... | ... | ... | ... | ... |
| Hungghòu,..... | 11 | 298 | 72 | ... | 118 | 163 | 9,856 | 1,669 | ... | 174 | 10,154 | 1,741 | ... | 118 |
| Long Ket, ... | ... | ... | ... | ... | ... | ... | ... | ... | ... | ... | ... | ... | ... | ... |
| Sai Kung,..... | 9 | 184 | 46 | ... | 54 | 6 | 123 | 32 | ... | 15 | 307 | 78 | ... | 54 |
| Sham Shui-po, | 169 | 17,683 | 2,772 | ... | 12,545 | 130 | 11,408 | 1,508 | ... | 299 | 29,091 | 4,280 | ... | 12,545 |
| Shauiwán, ... | 120 | 5,214 | 1,021 | ... | 2,382 | 67 | 1,602 | 435 | ... | 187 | 6,816 | 1,456 | ... | 2,382 |
| Stanley,..... | 4 | 43 | 19 | ... | 19 | 8 | 215 | 69 | ... | 12 | 258 | 88 | ... | 19 |
| Tai O, | 10 | 177 | 56 | ... | 102 | 3 | 40 | 19 | ... | 13 | 217 | 75 | ... | 102 |
| Tai Po, | 28 | 210 | 117 | 8 | 164 | 37 | 1,165 | 167 | 15 | 65 | 1,375 | 284 | 23 | 164 |
| Victoria, | 10,692 | 396,966 | 117,606 | 12,163 | 299,253 | 20,007 | 737,771 | 169,120 | 53,088 | 30,699 | 1,134,737 | 286,726 | 65,251 | 299,253 |
| Total,... | 11,197 | 427,272 | 123,074 | 12,171 | 318,937 | 20,497 | 764,445 | 173,543 | 53,103 | 31,694 | 1,191,717 | 296,617 | 65,274 | 318,937 |

Table XII.

Return of Junks (Local Trade) *CLEARED* at each Port in the Colony of Hongkong, during the Year ending 31st December, 1905.

| | CARGO. | | | | | BALLAST. | | | | TOTAL. | | | | |
|-----------------|-----------|---------|--------|--------------|----------------------|-----------|---------|---------|--------------|-----------|-----------|---------|--------------|----------------------|
| | Ves-sels. | Tons. | Crews. | Passen-gers. | Cargo Shipped. Tons. | Ves-sels. | Tons. | Crews. | Passen-gers. | Ves-sels. | Tons. | Crews. | Passen-gers. | Cargo Shipped. Tons. |
| Aberdeen,..... | 79 | 2,271 | 582 | ... | 1,105 | 153 | 8,527 | 1,494 | ... | 232 | 10,798 | 2,076 | ... | 1,105 |
| Cheung Cháu, | 12 | 353 | 68 | ... | 215 | 34 | 821 | 175 | ... | 46 | 1,174 | 243 | ... | 215 |
| Deep Bay,..... | ... | ... | ... | ... | ... | ... | ... | ... | ... | ... | ... | ... | ... | ... |
| Hungghòu,..... | 36 | 1,129 | 290 | 2 | 653 | 41 | 866 | 291 | ... | 77 | 1,995 | 581 | 2 | 653 |
| Long Ket, ... | ... | ... | ... | ... | ... | ... | ... | ... | ... | ... | ... | ... | ... | ... |
| Sai Kung,..... | 15 | 276 | 83 | ... | 117 | 5 | 69 | 19 | ... | 20 | 345 | 102 | ... | 117 |
| Sham Shui-po, | 87 | 6,675 | 743 | ... | 5,445 | 209 | 10,267 | 2,064 | ... | 296 | 16,942 | 2,807 | ... | 5,445 |
| Shauiwán, ... | 59 | 1,977 | 460 | ... | 1,158 | 76 | 3,500 | 657 | ... | 135 | 5,477 | 1,117 | 2 | 1,158 |
| Stanley,..... | 11 | 184 | 71 | 2 | 63 | 3 | 56 | 25 | ... | 14 | 240 | 96 | ... | 63 |
| Tai O, | 10 | 256 | 67 | ... | 114 | 14 | 242 | 93 | ... | 24 | 498 | 160 | ... | 114 |
| Tai Po, | 49 | 451 | 201 | 17 | 284 | 18 | 190 | 73 | 6 | 67 | 641 | 274 | 23 | 284 |
| Victoria, | 6,249 | 232,042 | 56,925 | 69,298 | 47,333 | 24,413 | 900,294 | 227,360 | 2,661 | 30,662 | 1,132,336 | 284,225 | 71,959 | 47,333 |
| Total,... | 6,607 | 245,614 | 59,490 | 69,319 | 56,487 | 24,966 | 924,832 | 232,191 | 2,667 | 31,573 | 1,170,446 | 291,681 | 71,986 | 56,487 |

Table XIII.

SUMMARY.

| FOREIGN TRADE. | No. OF VESSELS. | TONS. | CREWS. |
|---|-----------------|------------|-----------|
| British Ships <i>entered</i> with Cargoes, | 5,481 | 6,277,768 | 284,121 |
| Do. <i>do.</i> in Ballast, | 260 | 338,264 | 12,843 |
| Total,..... | 5,741 | 6,616,032 | 296,964 |
| British Ships <i>cleared</i> with Cargoes, | 5,474 | 6,073,814 | 285,100 |
| Do. <i>do.</i> in Ballast, | 268 | 536,500 | 12,043 |
| Total,..... | 5,742 | 6,610,314 | 297,143 |
| Foreign Ships <i>entered</i> with Cargoes, | 2,216 | 3,033,025 | 112,004 |
| Do. <i>do.</i> in Ballast, | 198 | 214,268 | 7,483 |
| Total,..... | 2,414 | 3,247,293 | 119,487 |
| Foreign Ship <i>cleared</i> with Cargoes, | 2,050 | 2,841,618 | 104,980 |
| Do. <i>do.</i> in Ballast, | 356 | 391,471 | 13,421 |
| Total,..... | 2,406 | 3,233,089 | 118,401 |
| Steamships under 60 tons <i>entered</i> with Cargoes,..... | 435 | 32,458 | 6,251 |
| Do. <i>do.</i> <i>do.</i> in Ballast, | 465 | 13,266 | 3,688 |
| Total,..... | 900 | 35,724 | 9,939 |
| Steamships under 60 tons <i>cleared</i> with Cargoes,..... | 435 | 22,458 | 6,251 |
| Do. <i>do.</i> <i>do.</i> in Ballast, | 465 | 13,266 | 3,688 |
| Total,..... | 900 | 35,724 | 9,939 |
| Junks <i>entered</i> with Cargoes, | 11,842 | 967,527 | 133,924 |
| Do. <i>do.</i> in Ballast, | 4,867 | 461,439 | 62,320 |
| Total,..... | 16,709 | 1,428,966 | 196,244 |
| Junks <i>cleared</i> with Cargoes, | 10,457 | 1,020,541 | 138,266 |
| Do. <i>do.</i> in Ballast, | 6,309 | 425,933 | 62,320 |
| Total,..... | 16,766 | 1,446,474 | 200,501 |
| Total of <i>all</i> Vessels <i>entered</i> , | 25,764 | 11,323,015 | 622,634 |
| Total of <i>all</i> Vessels <i>cleared</i> , | 25,814 | 11,325,601 | 625,984 |
| Total of <i>all</i> Vessels in Foreign Trade, <i>entered</i> and <i>cleared</i> , | 51,578 | 22,653,616 | 1,248,618 |
| LOCAL TRADE. | | | |
| Total Junks <i>entered</i> , | 31,694 | 1,191,717 | 296,617 |
| Do. <i>cleared</i> , | 31,573 | 1,170,446 | 291,681 |
| Total Local Trade, <i>entered</i> and <i>cleared</i> , | 63,267 | 2,362,163 | 588,298 |
| Total Foreign Trade, <i>entered</i> and <i>cleared</i> , | 51,578 | 22,653,616 | 1,248,618 |
| Total Local Trade, <i>entered</i> and <i>cleared</i> , | 63,267 | 2,362,163 | 588,298 |
| Grand Total, | 114,845 | 25,015,779 | 1,836,916 |

Table XV.

RETURN OF LICENSED STEAM-LAUNCHES Entered in the COLONY of HONGKONG during the Year ending 31st December, 1905.

| PLACES. | TOWING. | | | | | | NOT TOWING. | | | | | | TOTAL. | | | | | | | | |
|---|----------|-----------|---------|-------------|---------------------------|----------|-------------|---------|-------------|---------------------------|----------|-----------|-----------|-------------|---------------------------|----------|-----------|-----------|-------------|---------------------------|-----|
| | Vessels. | Tonnage. | Crews. | Passengers. | Cargo Discharged in tons. | Vessels. | Tonnage. | Crews. | Passengers. | Cargo Discharged in tons. | Vessels. | Tonnage. | Crews. | Passengers. | Cargo Discharged in tons. | Vessels. | Tonnage. | Crews. | Passengers. | Cargo Discharged in tons. | |
| Within the Waters of the Colony, * | 83,777 | 2,113,030 | 617,973 | ... | ... | 86,674 | 2,509,631 | 649,673 | 4,051,264 | ... | 170,451 | 4,622,661 | 1,267,646 | 4,051,264 | ... | 254,125 | 7,132,291 | 1,917,322 | 8,102,528 | 4,051,264 | |
| Total,..... | 83,777 | 2,113,030 | 617,973 | ... | ... | 86,674 | 2,509,631 | 649,673 | 4,051,264 | ... | 170,451 | 4,622,661 | 1,267,646 | 4,051,264 | ... | 254,125 | 7,132,291 | 1,917,322 | 8,102,528 | 4,051,264 | |
| Outside the Waters of the Colony :— | | | | | | | | | | | | | | | | | | | | | |
| Samsui, } Kongman, } Kamchuk, } | ... | ... | ... | ... | ... | ... | ... | ... | ... | ... | ... | ... | ... | ... | ... | ... | ... | ... | ... | ... | ... |
| Wuchow,..... | 11 | 300 | 77 | ... | ... | 9 | 492 | 162 | ... | 555 | 20 | 792 | 289 | ... | 555 | ... | ... | ... | ... | 555 | |
| Macao,..... | ... | ... | ... | ... | ... | 217 | 13,552 | 4,328 | 2,145 | 972 | 217 | 13,552 | 4,328 | 2,145 | 972 | ... | ... | ... | ... | 972 | |
| Other Places, | 454 | 12,966 | 3,611 | ... | ... | 209 | 8,414 | 1,761 | 5,113 | 205 | 663 | 21,380 | 5,372 | 5,113 | 206 | ... | ... | ... | ... | 206 | |
| Total,..... | 465 | 13,266 | 3,688 | ... | ... | 435 | 22,458 | 6,251 | 7,258 | 1,733 | 900 | 35,724 | 9,989 | 7,258 | 1,733 | ... | ... | ... | ... | 1,733 | |
| Grand Total,..... | 84,242 | 2,126,296 | 621,661 | ... | ... | 87,109 | 2,532,089 | 655,924 | 4,058,522 | 1,733 | 171,351 | 4,658,385 | 1,277,585 | 4,058,522 | 1,733 | 254,125 | 7,132,291 | 1,917,322 | 8,102,528 | 4,051,264 | |

* The figures under the heading "Steam-launches plying within the Waters of the Colony are incomplete: the "Star" Ferry Company stating that since 1901, "owing to the amount of work entailed" they have had to discontinue keeping a record of the passengers carried by their launches, and also number of trips.

Table XIV.

STATEMENT of the REVENUE collected in the Harbour Department, during the Year 1905.

| Head of Receipt. | Amount. |
|---|------------|
| | \$ cts. |
| 1. Light Dues, (Ordinance 10 of 1899), | 74,233.45 |
| 2. Licences and Internal Revenue not otherwise specified :— | |
| Chinese Passenger Ships Licences, (Ordinance 1 of 1889), | 1,065.00 |
| Emigration Brokers Licences, (Ordinance 1 of 1889), | 1,200.00 |
| Fines, | 617.50 |
| Fishing Stake and Station Licences, (Ordinance 10 of 1899), | 205.00 |
| Fishing Stake and Station Licences, from the New Territory, (Ordinance 10 of 1899), | 2,282.00 |
| Junk Licences, &c., (Ordinance 10 of 1899), | 37,517.50 |
| Junk Licences, &c., from the New Territory, (Ordinance 10 of 1899), | 15,881.70 |
| Pilots Licences, (Ordinance 3 of 1904), | 360.00 |
| Steam-launch Licences, &c., (Ordinance 10 of 1899), | 3,539.57 |
| 3. Fees of Court and Office, Payments for specific purposes and Reimbursements-in-Aid :— | |
| Cargo-boat Certificates, (Ordinance 10 of 1899), | 2,432.00 |
| Engagement and Discharge of Seamen, (Ordinance 10 of 1899), | 26,302.60 |
| Engagement of Masters and Engineers of Steam-launches, (Ordinance 10 of 1899), | 222.00 |
| Examination of Masters, &c., (Ordinance 10 of 1899), | 2,617.50 |
| Gunpowder, Storage of, (Ordinance 10 of 1889), | 28,154.04 |
| Medical Examination of Emigrants, (Ordinance 1 of 1889), | 20,770.75 |
| Printed Forms, Sale of, | 426.75 |
| Private Moorings and Buoys, Rent of, (Ordinance 10 of 1899), | 3,450.00 |
| Registry Fees (Merchant Shipping Act), (Ordinance 10 of 1899), | 1,266.00 |
| Steam-launches, Surveyor's Certificates, (Ordinance 10 of 1899), | 2,910.00 |
| Survey of Steam-ships, &c, (Ordinance 10 of 1899), | 31,639.22 |
| Sunday Cargo Working Permits, (Ordinance 1 of 1891), | 43,475.00 |
| Total,.....\$ | 300,567.76 |

Table XVI.
RETURN OF LICENSED STEAM-LAUNCHES Cleared in the COLONY of HONGKONG during the year ending 31st December, 1905.

| PLACES. | TOWING. | | | | | NOT TOWING. | | | | | TOTAL. | | | | | |
|--|----------|-----------|---------|-------------|------------------------|-------------|-----------|---------|-------------|------------------------|----------|-----------|-----------|-------------|------------------------|----------------------|
| | Vessels. | Tonnage. | Crews. | Passengers. | Cargo Shipped in tons. | Vessels. | Tonnage. | Crews. | Passengers. | Cargo Shipped in tons. | Vessels. | Tonnage. | Crews. | Passengers. | Cargo Shipped in tons. | Bunker Coal in tons. |
| Within the Waters of the Colony, * | 80,403 | 1,964,901 | 591,613 | ... | ... | 87,059 | 2,581,750 | 675,292 | 3,865,309 | ... | 167,462 | 4,546,651 | 1,266,905 | 3,865,309 | ... | 25,895 |
| Total, | 80,403 | 1,964,901 | 591,613 | ... | ... | 87,059 | 2,581,750 | 675,292 | 3,865,309 | ... | 167,462 | 4,546,651 | 1,266,905 | 3,865,309 | ... | 25,895 |
| Outside the Waters of the Colony :— | | | | | | | | | | | | | | | | |
| Samslui, } Kongmuu, } Kanchuk, } | ... | ... | ... | ... | ... | ... | ... | ... | ... | ... | ... | ... | ... | ... | ... | ... |
| Wachow, | 11 | 300 | 77 | ... | ... | 9 | 492 | 162 | ... | 820 | 20 | 792 | 239 | ... | 815 | |
| Macao, | ... | ... | ... | ... | ... | 217 | 13,552 | 4,328 | 3,065 | 1,370 | 217 | 13,552 | 4,328 | 3,065 | 1,370 | 522 |
| Other Places, ... | 454 | 12,966 | 3,611 | ... | ... | 209 | 8,414 | 1,761 | 5,096 | 310 | 663 | 21,380 | 5,372 | 5,096 | 310 | 1,617 |
| Total, | 465 | 13,266 | 3,688 | ... | ... | 435 | 22,458 | 6,251 | 8,161 | 2,500 | 900 | 35,724 | 9,939 | 8,161 | 2,454 | |
| Grand Total, | 80,868 | 1,978,167 | 595,301 | ... | ... | 87,494 | 2,604,208 | 681,543 | 3,873,470 | 2,500 | 168,362 | 4,582,375 | 1,276,844 | 3,873,470 | 2,500 | 28,349 |

* The figures under the heading "Steam-launches plying within the waters of the Colony" are incomplete: the "Star" Ferry Company stating that since 1901, "owing to the amount of work entailed" they have had to discontinue keeping a record of the passengers carried by their launches, and also number of trips.

Table XVII.

SUMMARY of CHINESE EMIGRATION from HONGKONG to Ports other than in China, during the Year ending 31st December, 1905.

| WHITHER BOUND. | BRITISH VESSELS. | | | | | FOREIGN VESSELS. | | | | | GRAND TOTAL. | | | | |
|--|------------------|--------------|--------------|------------|---------------|------------------|--------------|------------|------------|---------------|---------------|--------------|--------------|------------|---------------|
| | Adults. | | Children. | | Total. | Adults. | | Children. | | Total. | Adults. | | Children. | | Total. |
| | M. | F. | M. | F. | | M. | F. | M. | F. | | M. | F. | | | |
| To Callao, Peru, | 1,004 | ... | 37 | 1 | 1,042 | ... | ... | ... | ... | ... | 1,004 | ... | 37 | 1 | 1,042 |
| " Honolulu, Sandwich Islands, | 25 | 1 | ... | ... | 26 | 120 | 2 | 5 | 3 | 130 | 145 | 3 | 5 | 3 | 156 |
| " Japan Ports, | 104 | 4 | ... | ... | 108 | 336 | 2 | 4 | ... | 342 | 440 | 6 | 4 | ... | 450 |
| " Mauritius, | ... | ... | ... | ... | ... | 641 | 29 | 32 | ... | 702 | 641 | 29 | 32 | ... | 702 |
| " Mexico, | 1,640 | ... | 19 | ... | 1,659 | ... | ... | ... | ... | ... | 1,640 | ... | 19 | ... | 1,659 |
| " Reunion Island, | ... | ... | ... | ... | ... | 17 | ... | 2 | ... | 19 | 17 | ... | 2 | ... | 19 |
| " San Francisco, U.S.A., | 344 | 6 | 2 | ... | 352 | 2,157 | 10 | 30 | 1 | 2,198 | 2,501 | 16 | 32 | 1 | 2,550 |
| " Straits Settlements, | 33,946 | 6,323 | 1,402 | 694 | 42,365 | 10,292 | 1,794 | 308 | 215 | 12,609 | 44,238 | 8,117 | 1,710 | 909 | 54,974 |
| " Tacoma, U.S.A., | ... | ... | ... | ... | ... | 49 | ... | ... | ... | 49 | 49 | ... | ... | ... | 49 |
| " Vancouver, British Columbia, | 2,060 | ... | 36 | ... | 2,096 | ... | ... | ... | ... | ... | 2,060 | ... | 36 | ... | 2,096 |
| " Victoria, British Columbia, | 639 | ... | 2 | ... | 641 | 3 | ... | ... | ... | 3 | 642 | ... | 2 | ... | 644 |
| TOTAL PASSENGERS, | 39,762 | 6,334 | 1,498 | 695 | 48,289 | 13,615 | 1,837 | 381 | 219 | 16,052 | 53,377 | 8,171 | 1,879 | 914 | 64,341 |
| Total Passengers by British Vessels, | | | | | | | | | | | 39,762 | 6,334 | 1,498 | 695 | 48,289 |
| Total Passengers by Foreign Vessels, | | | | | | | | | | | 13,615 | 1,837 | 381 | 219 | 16,052 |
| Excess of Passengers by British Vessels, | | | | | | | | | | | 26,147 | 4,497 | 1,117 | 476 | 32,237 |

Table XVIII.

SUMMARY of CHINESE IMMIGRATION to HONGKONG from Ports other than China, during the Year ending 31st December, 1905.

| WHERE FROM. | BRITISH VESSELS. | | | | | FOREIGN VESSELS. | | | | | GRAND TOTAL. | | | | |
|--|------------------|--------------|--------------|------------|----------------|------------------|------------|------------|------------|---------------|----------------|--------------|--------------|------------|----------------|
| | Adults. | | Children. | | Total. | Adults. | | Children. | | Total. | Adults. | | Children. | | Total. |
| | M. | F. | M. | F. | | M. | F. | M. | F. | | M. | F. | | | |
| From Bangkok, Siam, | ... | ... | ... | ... | ... | 2,990 | 4 | ... | ... | 2,994 | 2,990 | 4 | ... | ... | 2,994 |
| " Callao, Peru, | 311 | 9 | 12 | 4 | 336 | ... | ... | ... | ... | ... | 311 | 9 | 12 | 4 | 336 |
| " Durban, British South Africa, | 2,053 | ... | ... | ... | 2,053 | ... | ... | ... | ... | ... | 2,053 | ... | ... | ... | 2,053 |
| " Honolulu, Sandwich Islands, | 87 | 2 | 1 | 3 | 93 | 368 | 10 | 7 | 8 | 393 | 455 | 12 | 8 | 11 | 486 |
| " Java & Sumatra, | 226 | ... | ... | ... | 226 | 1,434 | 3 | 1 | ... | 1,438 | 1,660 | 3 | 1 | ... | 1,664 |
| " Japan Ports, | 85 | 3 | ... | ... | 88 | 48 | ... | ... | ... | 48 | 133 | 3 | ... | ... | 136 |
| " Mauritius, | ... | ... | ... | ... | ... | 347 | ... | ... | ... | 347 | 347 | ... | ... | ... | 347 |
| " Melbourne, | 682 | ... | ... | ... | 682 | ... | ... | ... | ... | ... | 682 | ... | ... | ... | 682 |
| " New South Wales, | 703 | ... | ... | ... | 703 | 23 | ... | ... | ... | 23 | 726 | ... | ... | ... | 726 |
| " New Zealand Ports, | 98 | ... | ... | ... | 98 | ... | ... | ... | ... | ... | 98 | ... | ... | ... | 98 |
| " Panama, | 115 | 15 | 6 | 4 | 140 | ... | ... | ... | ... | ... | 115 | 15 | 6 | 4 | 140 |
| " Queensland Ports, | 455 | ... | ... | ... | 455 | ... | ... | ... | ... | ... | 455 | ... | ... | ... | 455 |
| " San Francisco, U.S.A., | 713 | 21 | 18 | 19 | 771 | 4,996 | 123 | 96 | 71 | 5,286 | 5,709 | 144 | 114 | 90 | 6,057 |
| " Seattle, U.S.A., | ... | ... | ... | ... | ... | 302 | ... | ... | ... | 302 | 302 | ... | ... | ... | 302 |
| " South Australian Ports, | 105 | ... | ... | ... | 105 | ... | ... | ... | ... | ... | 105 | ... | ... | ... | 105 |
| " Straits Settlements, | 97,668 | 5,126 | 1,527 | 686 | 105,007 | 15,322 | 342 | 136 | 56 | 15,856 | 112,990 | 5,468 | 1,663 | 742 | 120,863 |
| " Tacoma, U.S.A., | 27 | ... | ... | ... | 27 | ... | ... | ... | ... | ... | 27 | ... | ... | ... | 27 |
| " Tasmania, | 11 | ... | ... | ... | 11 | ... | ... | ... | ... | ... | 11 | ... | ... | ... | 11 |
| " Vancouver, British Columbia, | 2,635 | 17 | 16 | 9 | 2,677 | ... | ... | ... | ... | ... | 2,635 | 17 | 16 | 9 | 2,677 |
| " Victoria, British Columbia, | 307 | 2 | 2 | 2 | 313 | ... | ... | ... | ... | ... | 307 | 2 | 2 | 2 | 313 |
| TOTAL PASSENGERS, | 106,281 | 5,195 | 1,593 | 727 | 113,796 | 25,830 | 482 | 240 | 135 | 26,687 | 132,111 | 5,677 | 1,833 | 862 | 140,483 |
| Total Passengers by British Vessels, | | | | | | | | | | | 106,281 | 5,195 | 1,593 | 727 | 113,796 |
| Total Passengers by Foreign Vessels, | | | | | | | | | | | 25,830 | 482 | 240 | 135 | 26,687 |
| Excess of Passengers by British Vessels, | | | | | | | | | | | 80,451 | 4,713 | 1,353 | 592 | 87,109 |

Table XIX.

RETURN of VESSELS REGISTERED at the Port of Hongkong, during the year, 1905.

| Name of Vessel. | Official Number. | Registered Tonnage. | Horse Power. | Rig. | Built of. | Where built and when. | Remarks. |
|---------------------------|------------------|---------------------|--------------|----------|-----------|-----------------------------|--------------------------------|
| Hoi Ning. (str.), | 120,972 | 90 | 24 | Schooner | Wood | Hunghom, Hongkong, 1900. | |
| Sobralense, | 91,156 | 1,232 | 188 | Brig | Iron | Barrow in Furness, ...1884. | Since lost off the entrance to |
| Albatross, | 120,973 | 83 | 24 | Schooner | Wood | Mongkok, Hongkong, 1904. | [Port Arthur. |
| Canada, | 120,974 | 51 | 21 | Do. | Do. | Hongkong,1902. | |
| City of Birmingham, | 109,531 | 92 | 64 | Do. | Steel | Govan, Glasgow,1898. | |
| Shameen, | 120,975 | 9 | 8 | None | Wood | Hongkong,1905. | |
| Pak Hin Hok, | 120,976 | 16 | 17 | Do. | Do. | Canton, China,1903. | |
| Sin Tai Koo, | 120,977 | 11 | 11 | Do. | Do. | Hongkong,1900. | |
| Tai Koo, | 120,978 | 10 | 13 | Do. | Do. | Hongkong,1903. | |
| Tai Koo Choy, | 120,979 | 20 | 14 | Do. | Do. | Hongkong,1904. | |
| Tai Koo Fook, | 120,980 | 8 | 8 | Do. | Do. | Hongkong,1903. | |
| Tai Koo Ping, | 120,981 | 7 | 8 | Do. | Do. | Hongkong,1905. | |
| Gretchen, | 120,982 | 13 | 9 | Do. | Do. | Hongkong,1897. | |
| Aeolus, | 120,983 | 20 | 16 | Do. | Do. | Hunghom, Hongkong, 1905. | |
| Wo Ping, | 120,984 | 134 | 31 | Do. | Do. | Hunghom, Hongkong, 1885 | Lengthened 1905. |
| Taiwan, | 87,005 | 1,042 | 150 | Schooner | Steel | Cartsdyke, Greenock, 1882. | |
| Tien Kong, | 120,985 | 50 | 5 | None | Wood | Hokun, Hongkong, ...1905. | |

Table XX.

RETURN of REGISTRIES of VESSELS cancelled at the Port of Hongkong, during the year, 1905.

| Name of Vessel. | Official Number. | Registered Tonnage. | Date of Registry. | Horse Power. | Rig. | Built of. | Where and when built. | Reason of Cancellation. |
|-----------------------|------------------|---------------------|-------------------|--------------|----------|-----------|--------------------------------|-----------------------------|
| Hailoong, ... (str.), | 88,847 | 783 | 1888 | 180 | Schooner | Steel | Leith,1888. | Sold to Foreigners. |
| An Pho, | 95,859 | 966 | 1891 | 148 | Do. | Do. | Port Glasgow,1891. | Do. [of Palawan. |
| West York, | 74,496 | 706 | 1896 | ... | Barque | Iron | Sunderland, Durham,1876. | Lost off Flat Island, S. W. |
| Perla, | 77,120 | 1,287 | 1900 | 240 | Schooner | Do. | Sunderland, Durham,1878. | Sold to Foreigners. |
| Hoi Ho, | 109,866 | 364 | 1901 | 40 | None | Wood | Cheung-sha-wan, H'kong, 1901. | Do. |
| Shahzada, | 78,848 | 1,046 | 1904 | 206 | Schooner | Iron | Belfast,1879. | Do. |
| Ping On, | 116,053 | 97 | 1904 | 28 | Do. | Wood | Hongkong,1902. | Do. [Port Arthur. |
| Sobralense, ... | 91,156 | 1,232 | 1905 | 188 | Brig | Iron | Barrow in Furness,1884. | Lost off the entrance to |

TABLE XXII.

entered at Hongkong, from 1867 to 1905 inclusive.

British Shipping Tonnage only.

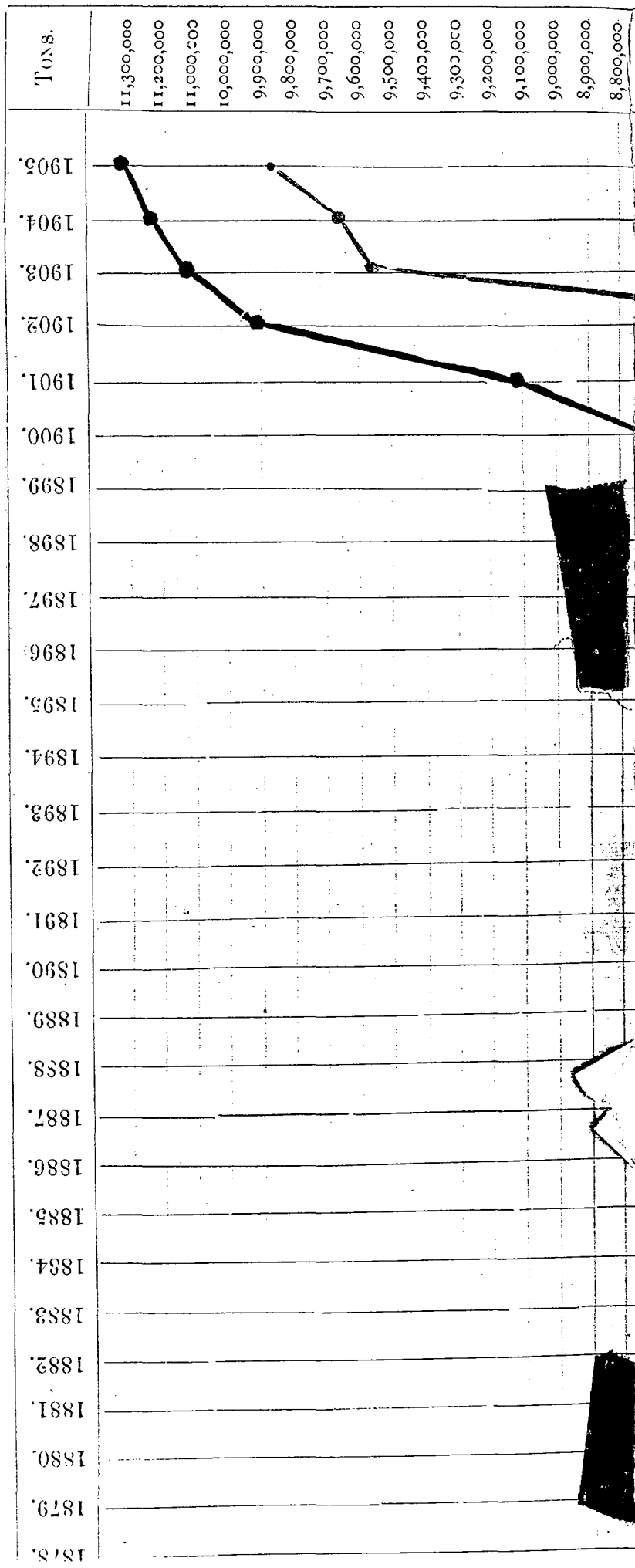
Foreign Shipping Tonnage only.


British and Foreign Shipping Tonnage.

Junk Tonnage only, excluding Local Trade.


Steam-launch Tonnage only, excluding Local Trade.


represents entire Trade in British and Foreign Ships, Junks and Steam-launches.







6,400,000
6,300,000
6,200,000
6,100,000
6,000,000
5,900,000
5,800,000
5,700,000
5,600,000
5,500,000
5,400,000
5,300,000
5,200,000
5,100,000
5,000,000
4,900,000
4,800,000
4,700,000
4,600,000
4,500,000
4,400,000
4,300,000
4,200,000
4,100,000
4,000,000
3,900,000
3,800,000
3,700,000
3,600,000
3,500,000
3,400,000
3,300,000
3,200,000
3,100,000
3,000,000
2,900,000
2,800,000










BLACK



YELLOW
GREEN

DATA



YELLOW
GREEN

RED

BLUE

VIOLET

2,500,000
 2,500,000
 2,400,000
 2,300,000
 2,200,000
 2,100,000
 2,000,000
 1,900,000
 1,800,000
 1,700,000
 1,600,000
 1,500,000
 1,400,000
 1,300,000
 1,200,000
 1,100,000
 1,000,000
 900,000
 800,000
 700,000
 600,000
 500,000
 400,000
 300,000
 200,000
 100,000
 90,000
 80,000
 50,000
 40,000
 30,000

APPENDIX A.

MERCANTILE MARINE OFFICE.

1. 21,350 Seamen were shipped and 24,280 discharged at Mercantile Marine Office and on board Ships during the year.

728 Distressed Seamen were received during the year, of these, 228 were sent home, 10 to Calcutta, 4 to Bombay, 5 to Colombo, 4 to Vancouver, 10 to Singapore, 2 to Aden, 25 to Sydney, 1 to Manila, 2 to Port Said, 1 taken charge of by U. S. Consul, 1 by Danish Consul, 7 by German Consul, 2 by Spanish Consul, 18 by French Consul, 1 by Netherlands Consul, 119 Passengers to Canton, 1 to Haiphong, 1 to Saigon, 2 to Shanghai, 1 to United Kingdom, 1 to Colombo, 9 to Manila, 2 to Singapore, 1 to Port Darwin, 1 to San Francisco, 1 disappeared, 4 employed on shore, 1 joined Lappa Customs, 4 died at Government Civil Hospital, 1 died at Kennedy Town Hospital, 1 remained at Government Hospital, 2 at Sailors' Home, and 255 obtained employment.

\$21,788.90 were expended by the Harbour Master on behalf of the Board of Trade in the relief of these distressed Seamen.

APPENDIX B.

IMPORTS AND EXPORTS (OPIUM) OFFICE.

2. The return shows that during the year the amount of Opium reported was as follows:—

| | 1904. | 1905. | Increase. | Decrease. |
|---|----------------|----------------|----------------|----------------|
| | <i>Chests.</i> | <i>Chests.</i> | <i>Chests.</i> | <i>Chests.</i> |
| Imported,..... | 45,936½ | 43,928½ | | 2,008 |
| Exported, | 43,858½ | 42,067½ | | 1,791 |
| Through Cargo reported but } not landed, } | 14,587 | 9,746½ | | 4,840½ |

Eighteen thousand and fourteen (18,014) permits were issued from this office during the year; being a decrease of 88 as compared with 1904.

A daily memo. of exports to Chinese ports was, during the year, supplied to the Commissioner of Imperial Maritime Customs and a daily memo. of exports to Macau was supplied to the Superintendent of Raw Opium Department of Macau.

Surprise visits were paid to 110 godowns during the year.

IMPORTS AND EXPORTS OF OPIUM.

IMPORTS.

| | MALWA. | PATNA. | BENARES. | PERSIAN. | TURKISH. | CHINESE. | TOTAL. |
|--------------|----------------|----------------|----------------|----------------|----------------|----------------|----------------|
| | <i>chests.</i> | <i>chests.</i> | <i>chests.</i> | <i>chests.</i> | <i>chests.</i> | <i>chests.</i> | <i>chests.</i> |
| 1904,..... | 8,051 | 22,761 | 9,894 | 5,070½ | 34 | 126 | 45,936½ |
| 1905,..... | 6,763½ | 23,779 | 10,218 | 2,922 | 35 | 211 | 43,928½ |
| Increase,... | ... | 1,018 | 324 | ... | 1 | 85 | 1,428 |
| Decrease, .. | 1,287½ | ... | ... | 2,148½ | ... | ... | 3,436 |

EXPORTS.

| | MALWA. | PATNA. | BENARES. | PERSIAN. | TURKISH. | CHINESE. | TOT |
|--------------|----------------|----------------|----------------|----------------|----------------|----------------|-----------|
| | <i>chests.</i> | <i>chests.</i> | <i>chests.</i> | <i>chests.</i> | <i>chests.</i> | <i>chests.</i> | <i>ch</i> |
| 1904,..... | 8,280½ | 20,903 | 9,482 | 5,151 | 8 | 34 | 4 |
| 1905,..... | 5,888 | 22,906 | 9,917 | 3,140½ | 47 | 169 | 4 |
| Increase,... | ... | 2,003 | 435 | ... | 39 | 135 | |
| Decrease, .. | 2,392½ | ... | ... | 2,010½ | ... | ... | |

Through Cargo reported in Manifests but not landed { 1904,..... 14,587 c
1905,..... 9,746½
Decrease, 4,840½

NUMBER OF PERMITS, &c., ISSUED.

| | 1904. | 1905. | Increase. | Decrease. |
|--|-------|-------|-----------|-----------|
| Landing Permits, | 362 | 341 | ... | 21 |
| Removal Permits, | 8,665 | 8,692 | 27 | ... |
| Export Permits, | 9,075 | 8,981 | ... | 94 |
| Memo. of Exports to the Commissioner of Chinese Customs, | 550 | 536 | ... | 14 |
| Memo. of Exports to the Superintendent of Raw Opium Department, Macao, | 297 | 293 | ... | 4 |

SUMMARY OF EXPORTS, 1905.

| | Malwa. chests. | Patna. chests. | Benares. chests. | Persian. chests. | Turkish. chests. | Chinese. chests. | Total. chests. | Total in Piculs. |
|--|-------------------|-------------------|---------------------|---------------------|---------------------|---------------------|-------------------|---------------------|
| <i>By Steamers to</i> Amoy, | 39 | ... | 1,757 | 642 | 5 | ... | 2,443 | 2,810.45.0 |
| Bushire, | ... | ... | ... | 4 | ... | ... | 4 | 4.10.0 |
| Canton, | 717½ | 6,470 | 1,356 | 7 | 2 | ... | 8,552½ | 10,117.87.5 |
| Changsha, | 4 | 51 | 1 | ... | ... | ... | 56 | 66.40.0 |
| Chefoo, | ... | ... | 5 | ... | ... | ... | 5 | 6.00.0 |
| Foochow, | 1,035 | 716 | 366 | 825½ | ... | ... | 2,942½ | 3,179.53.8 |
| Hankow, | 3 | 33 | 3 | ... | ... | ... | 39 | 46.20.0 |
| Haiphong, | 2 | ... | 5 | 1 | 2 | ... | 10 | 11.02.5 |
| Herbertshoke, | ... | ... | 1 | ... | ... | ... | 1 | 1.20.0 |
| Hohow, | 8 | 225 | 19 | ... | ... | ... | 252 | 300.80.0 |
| Hoihow, | ... | 770 | 107 | ... | ... | ... | 877 | 1,052.40.0 |
| Kwong Chow Wan, | ... | 482 | ... | 21 | ... | ... | 503 | 599.92.5 |
| London, | ... | ... | ... | 35 | 29 | ... | 64 | 64.87.5 |
| Macao, | ... | 4,356 | 16 | ... | ... | ... | 4,372 | 5,246.40.0 |
| Namtao, | ... | 39 | ... | ... | ... | ... | 39 | 46.80.0 |
| New York, | ... | ... | ... | 11 | ... | ... | 11 | 11.27.5 |
| Pakhoi, | ... | 95 | 53 | ... | ... | ... | 148 | 177.60.0 |
| Panama, | ... | 13 | ... | ... | ... | ... | 13 | 15.60.0 |
| Philippine Islands, | 2 | 602 | 615 | 206 | ... | ... | 1,425 | 1,673.55.0 |
| Port Said, | ... | ... | ... | ... | 2 | ... | 2 | 2.00.0 |
| Sandakan, | 2 | 5 | 3 | 48 | 4 | ... | 62 | 64.80.0 |
| Shanghai, | 2,144½ | 7,247 | 3,983 | 15 | ... | ... | 13,386½ | 15,632.27.5 |
| Straits Settlements, | ... | ... | 22 | 234 | 2 | ... | 258 | 268.25.0 |
| Swatow, | 1,595½ | 1,275 | 716 | 31 | ... | ... | 3,617½ | 4,016.47.5 |
| Tamsui, | 6 | ... | 880 | 1,060 | ... | 169 | 2,115 | 2,317.50.0 |
| Tientsin, | ... | 3 | 1 | ... | ... | ... | 4 | 4.80.0 |
| Victoria, B. C., | ... | 93 | ... | ... | ... | ... | 93 | 111.60.0 |
| Wei-hai-wei, | ... | ... | 3 | ... | ... | ... | 3 | 3.60.0 |
| Wuchow, | ... | 11 | 7 | ... | ... | ... | 8 | 21.60.0 |
| Various adjacent Ports in China, | 329½ | 420 | 1 | ... | 1 | ... | 751½ | 835.70.0 |
| Total, | 5,888 | 22,906 | 9,917 | 3,140½ | 47 | 169 | 42,067 | 48,710.61.3 |

formation in Column 8 above is on the following assumption :—

| | | |
|--|--------|---------|
| Patna and Benares, per chest, | 1.20.0 | piculs. |
| Malwa, Turkish and Chinese, per chest, | 1.00.0 | ,, |
| Persian, per chest, | 1.02.5 | ,, |

APPENDIX C.

MARINE SURVEYOR'S OFFICE.

3. During the year, 188 vessels of 421,521 gross register tons were surveyed for Passenger Certificate and Bottom Inspection.

Of these, 115 of 297,811 tons were British and 73 of 123 710 tons were Foreign vessels viz.:—51 German of 86,139 tons, 9 French of 13,178 tons, 6 Chinese of 12,821 tons, 5 Norwegian of 6,439 tons, and 2 Italian of 5,133 tons. A comparison with the work for 1885, so far as Passenger Certificate and Bottom Inspection are concerned, may be of interest.

In that year the total tonnage surveyed was 242,801, of which 177,388 was British and 65,413 foreign.

The increase in British and Foreign shipping combined is, therefore, 178,720 tons or 73.6 per cent., as compared with that of twenty years ago.

In British shipping the proportion is 120,423 tons or 67.9 per cent. and in Foreign shipping 58,297 tons or 89.1 per cent.

During the year, 92 emigration surveys were held, of which 49 were on British and 44 on Foreign vessels; 17 vessels were measured for registration purposes, and 1 Foreign vessel for certificate of British tonnage; 1 inspection of crew space and 7 minor inspections took place.

193 passenger launches were surveyed, 23 boilers were inspected during construction, and 172 inspections of Government launches were made while under repair.

RETURN of WORK performed by the GOVERNMENT MARINE SURVEYOR'S DEPARTMENT DURING THE LAST TEN YEARS.

| Years. | Passenger Certificate and Inspection of Bottom. | Emigration. | Tonnage for Registration. | British Tonnage Certificate for Foreign Vessels. | Inspection of Crew Space, Lights and Markings. | Minor Inspection. | Survey of Licensed Passenger Steam-launches. | Survey of Boilers under Construction. | Inspection of Government Launches. | Examination of Engineers. | Examination of Chinese Engineers for Steam-launches. | Estimated Total Number of Visits in connection with foregoing inspection. |
|--------|---|-------------|---------------------------|--|--|-------------------|--|---------------------------------------|------------------------------------|---------------------------|--|---|
| 1896, | 142 | 68 | 6 | 5 | 3 | 0 | 97 | 20 | 37 | 77 | 66 | 1,409 |
| 1897, | 158 | 79 | 24 | 3 | 1 | 1 | 109 | 41 | 35 | 96 | 51 | 1,631 |
| 1898, | 164 | 83 | 10 | 3 | 5 | 0 | 121 | 61 | 26 | 72 | 48 | 1,729 |
| 1899, | 144 | 61 | 10 | 3 | 2 | 0 | 134 | 62 | 27 | 57 | 78 | 1,602 |
| 1900, | 151 | 83 | 7 | 0 | 0 | 8 | 187 | 73 | 47 | 99 | 124 | 1,834 |
| 1901, | 157 | 92 | 7 | 3 | 0 | 0 | 217 | 36 | 102 | 88 | 118 | 2,031 |
| 1902, | 175 | 93 | 9 | 7 | 4 | 0 | 210 | 25 | 126 | 109 | 76 | 1,768 |
| 1903, | 190 | 111 | 8 | 2 | 2 | 1 | 184 | 30 | 126 | 85 | 72 | 2,107 |
| 1904, | 196 | 125 | 35 | 5 | 2 | 1 | 203 | 45 | 126 | 82 | 104 | 2,140 |
| 1905, | 188 | 93 | 17 | 1 | 1 | 7 | 193 | 23 | 172 | 77 | 81 | 1,989 |

APPENDIX D.

GUNPOWDER DEPÔT.

4. During the year 1905 there has been stored in the Government Gunpowder Depôt Stonecutters' Island :—

| | No. of cases. | Approximate weight. |
|---|---------------|---------------------|
| | | lbs. |
| Gunpowder, privately owned, | 5,743 | 123,315 |
| Do. Government owned, | 1,229 | 103,726 |
| Cartridges, privately owned, | 2,180 | 433,575 |
| Do. Government owned, | 1,445 | 336,845 |
| Explosive Compounds, privately owned, | 860 | 48,328 |
| Do., Government owned, | 1,967 | 133,616 |
| Non-explosives, privately owned, | 29 | 3,500 |
| Do., Government owned, | 1,287 | 123,542 |
| Total, | 14,740 | 1,306,447 |

During the same period there has been delivered out of the Depôt :—

| | No. of cases. | Approximate weight. |
|---|------------------|------------------------|
| | | lbs. |
| For Sale in the Colony :— | | |
| Gunpowder, privately owned, | 953 | 20,330 |
| Cartridges, privately owned, | 87 | 29,200 |
| Explosive Compounds, privately owned, | 360 | 19,750 |
| Non-explosives, privately owned, | ... | ... |
| For Export :— | | |
| Gunpowder, privately owned, | 1,781 | 36,525 |
| Cartridges, privately owned, | 563 | 89,900 |
| Explosive Compounds, privately owned, | 277 | 15,050 |
| Non-explosives, privately owned, | 26 | 2,875 |
| Total, | 4,047 | 213,630 |

On the 31st December, 1905, there remained as follows :—

| | No. of cases. | Approximate weight. |
|---|------------------|------------------------|
| | | lbs. |
| Gunpowder, privately owned, | 3,009 | 66,460 |
| Do. Government owned, | 330 | 20,662 |
| Cartridges, privately owned, | 1,530 | 314,475 |
| Do. Government owned, | 47 | 4,550 |
| Explosive Compounds, privately owned, | 223 | 13,528 |
| Do. Government owned, | 970 | 47,356 |
| Non-explosives, privately owned, | 3 | 625 |
| Do. Government owned, | 706 | 70,300 |
| Total, | 6,818 | 538,096 |

APPENDIX E.

LIGHTHOUSES.

5. The amount of Light Dues collected was as follows :—

| Class of Vessels. | Rate. per ton. | No. of Ships. | Tonnage. | Total Fees collected. |
|--------------------------------|-------------------|------------------|------------------|--------------------------|
| Ocean Vessels, | 1 cent | 4,006 | 6,741,155 | \$ 67,411.55 |
| Steam Launches, | 1 „ | 288 | 10,774 | 107.74 |
| River Steamers, (Night Boats), | $\frac{1}{3}$ „ | 2,591 | 2,004,987 | 6,685.06 |
| River Launches, (Night Boats), | $\frac{1}{3}$ „ | 156 | 8,727 | 29.10 |
| River Steamers, (Day Boats), | Free. | 1,638 | 1,101,738 | ... |
| River Launches, (Day Boats), | Free. | 456 | 16,223 | ... |
| Total, | ... | 9,135 | 9,883,604 | 74,233.45 |

Gap Rock.

Owing to exceptional weather conditions at this station the telegraph cable was broken close to the Rock on the 26th of July. Temporary repairs were effected by the 8th August, and the line was in good working order. A Telegraph Cable Ship then became available, and her services were engaged to make permanent repairs, which were completed on the 24th August. Unfortunately, the shore end of the cable was not properly secured on the Rock, with the result that the cable again parted during the typhoon of the 30th August. The N.E. Monsoon setting in shortly after this rendered the work of repairing extremely difficult, and communication was not restored until the 14th December, since which date the line has worked without a hitch, though the cementing in of the shore end has not been completed on account of the heavy sea.

Notwithstanding these interruptions of communications, 618 vessels were reported from Gap Rock, in addition to 200 messages received and 2,401 sent, including weather reports to the Observatory.

One hundred and ninety hours and ten minutes of fog were reported from this station during the year, and the fog signal gun was fired 1,178 times.

On two occasions the relief was delayed by the rough sea.

Waglan.

1,484 vessels were reported from this station by telephone during the year. Owing to temporary interruptions of communication, 419 vessels were not reported. In addition, 85 messages were received and 125 sent.

Four hundred and thirty seven hours and twelve minutes of fog were reported during the year, and the fog signal gun was fired four thousand four hundred and seventy four times.

On September 20th a typhoon was reported, and, in consequence, the relief was delayed from that date until the 25th. This is the only occasion which has yet occurred of the relief being delayed by the rough sea.

Cape D'Aguilar.

The reports from this station were discontinued during the year, being superfluous, and on the 11th August, on the removal of the Cape D'Aguilar light, the station was vacated by this Department.

Green Island.

The new tower, to take the former Cape D'Aguilar Light, is now completed, and the light placed in position, with occulting gear complete. It will be displayed from the 1st day of the new year.

Capshuimun.

The character of this light was altered on the 1st April. - The new light is RED, 6th Order, Dioptric, visible 6 miles.